


Number of contacts

6-64



Low-profile male header, angled solder pins

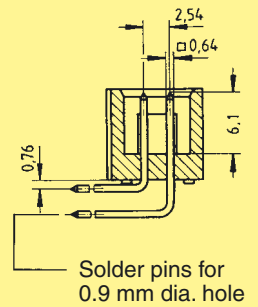
Identification No. of contacts Part No. Drawing Dimensions in mm

Male header with angled solder pins

Length: 2.9 mm

6	09 18 506	└ 323
10	09 18 510	└ 323
14	09 18 514	└ 323
16	09 18 516	└ 323
20	09 18 520	└ 323
26	09 18 526	└ 323
34	09 18 534	└ 323
40	09 18 540	└ 323
50	09 18 550	└ 323
60	09 18 560	└ 323
64	09 18 564	└ 323

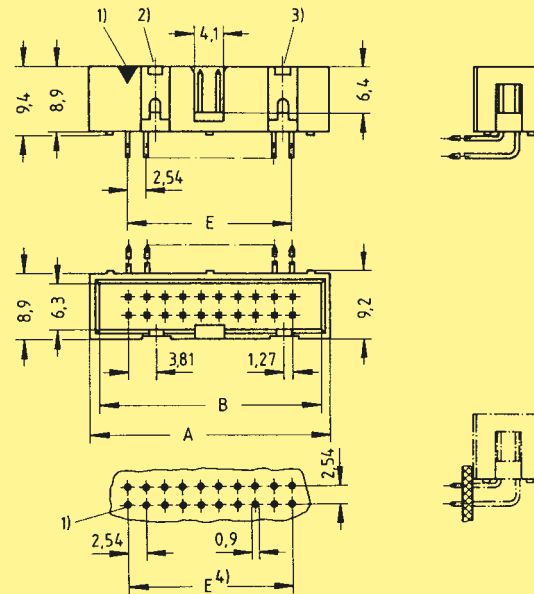
No. of contacts	A	B	E
6	15.2	12.78	2.54 x 2 = 5.08
10	20.3	17.86	2.54 x 4 = 10.16
14	25.4	22.94	2.54 x 6 = 15.24
16	27.9	25.48	2.54 x 7 = 17.78
20	33.0	30.56	2.54 x 9 = 22.86
26	40.6	38.18	2.54 x 12 = 30.48
34	50.8	48.34	2.54 x 16 = 40.64
40	58.4	55.96	2.54 x 19 = 48.26
50	71.3	68.66	2.54 x 24 = 60.96
60	84.0	81.36	2.54 x 29 = 73.66
64	89.1	86.44	2.54 x 31 = 78.74



Male header with angled solder pins

Length: 4.5 mm

6	09 18 506	└ 321*
10	09 18 510	└ 321*
14	09 18 514	└ 321*
16	09 18 516	└ 321*
20	09 18 520	└ 321*
26	09 18 526	└ 321*
34	09 18 534	└ 321*
40	09 18 540	└ 321*
50	09 18 550	└ 321*
60	09 18 560	└ 321*
64	09 18 564	└ 321*



For performance level 3 please specify digit **7**
 For performance level 2 please specify digit **6**
 > 0.76 µm Au (30 µinch) on request **5***

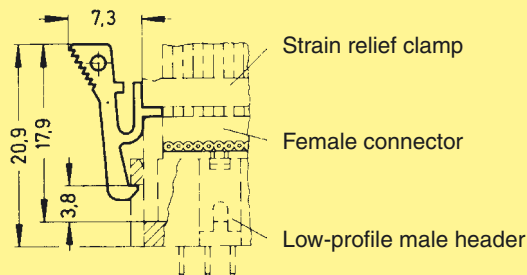
Identification No. of contacts Part No. Drawing Dimensions in mm

Locking lever for female connector with strain relief

in conjunction with low-profile male header

When the security of latching is required and space is a premium, these locking levers can be fitted onto the strain relief of the HARTING female connector.

09 18 000 9905⁵⁾



09
12

* Not normally kept in stock
⁵⁾ Order 2 per female connector

¹⁾ Contact number 1
²⁾ No polarization slot for 6, 10 or 14 way male header
³⁾ No polarization slot for 6 way male header
⁴⁾ Pitch tolerance: ± 0.1