

High Frequency Ceramic Solutions

WiMAX 2.3 - 2.7 GHz Chip Antenna

P/N 2500AT44M0400

Detail Specification: 07/29/09

Page 1 of 3

General Specifications

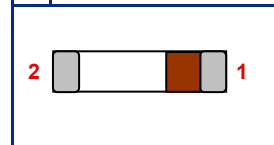
Part Number	2500AT44M0400
Freq. Range (MHz)	2300 - 2700
Peak Gain (XZ-V)	2.5 dBi typ.
Average Gain (XZ-V)	0.5 dBi typ.
Return Loss	9.5 dB min.

Input Power	3W max.
Impedance	50 Ω
Operating Temp.	-40 to +85°C
Reel Quantity	1,000

P/N	Packaging Style	Bulk	Suffix = S	Eg. 2500AT44M0400S
		T & R	Suffix = E	Eg. 2500AT44M0400E
Suffix	Termination Style	100% Tin	Suffix = None	Eg. 2500AT44M0400(E or S)
		Tin / Lead	Suffix = /Pb	Eg. 2500AT44M0400(E or S)/Pb

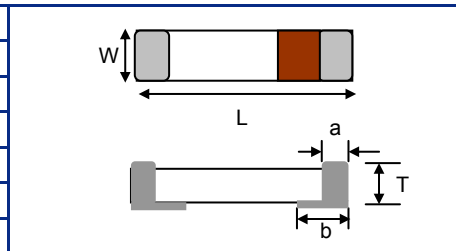
Terminal Configuration

No.	Function
1	Feeding Point
2	NC



Mechanical Dimensions

	In	mm
L	0.315 \pm 0.008	8.00 \pm 0.20
W	0.039 \pm 0.008	1.00 \pm 0.20
T	0.039 \pm 0.008	1.00 \pm 0.20
a	0.020 \pm 0.008	0.50 \pm 0.20
b	0.039 \pm 0.008	1.00 \pm 0.20



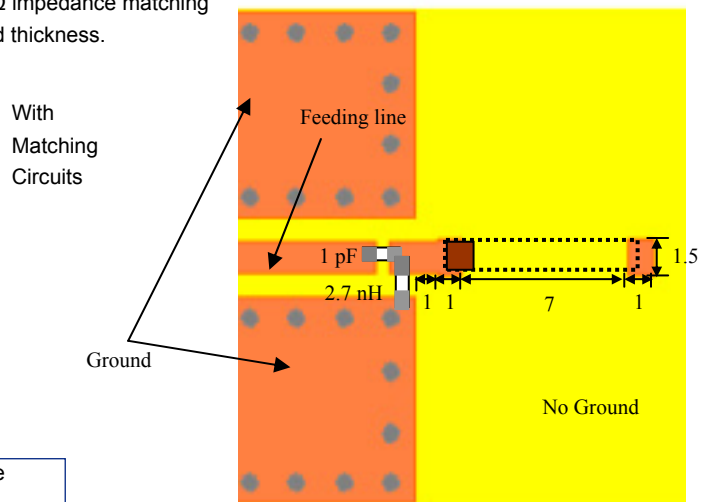
Mounting Considerations

Mount these devices with white mark facing up. Units: mm

* Line width should be designed to provide 50 Ω impedance matching characteristics, depending on PCB material and thickness.

JTI P/N for Matching Circuit:
Cap (1.0pF): 500R07S1R0BV4T
Inductor (2.7nH): L-07C2N7SV6T

(Matching circuit and component values will be different, depending on PCB layout)



Johanson Technology, Inc. reserves the right to make design changes without notice.

All sales are subject to Johanson Technology, Inc. terms and conditions.



www.johansontechnology.com

4001 Calle Tecate • Camarillo, CA 93012 • TEL 805.389.1166 FAX 805.389.1821

2009 Johanson Technology, Inc. All Rights Reserved

High Frequency Ceramic Solutions

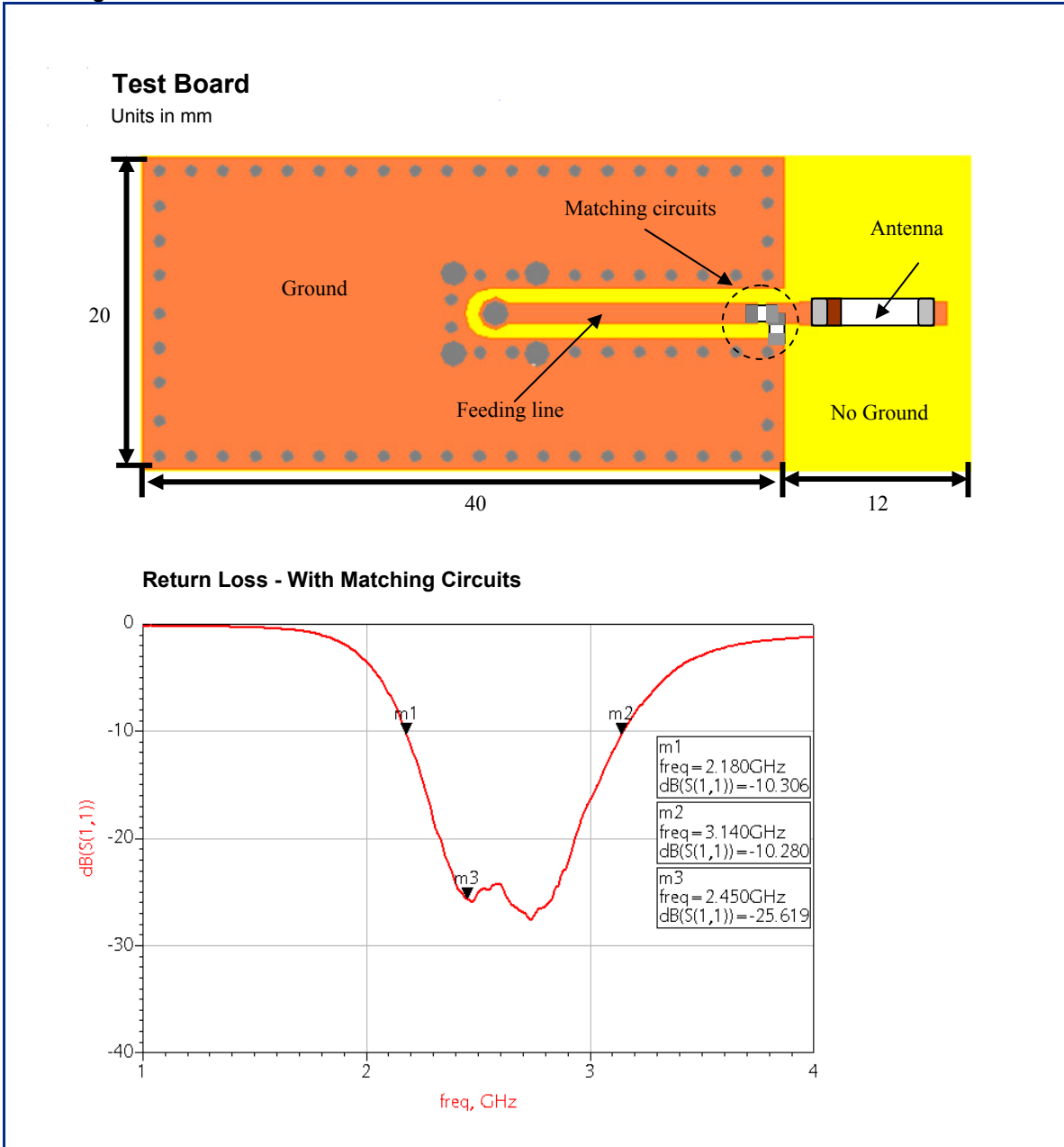
WiMAX 2.3 - 2.7 GHz Chip Antenna

P/N 2500AT44M0400

Detail Specification: 07/29/09

Page 2 of 3

Mounting Considerations



Johanson Technology, Inc. reserves the right to make design changes without notice.
All sales are subject to Johanson Technology, Inc. terms and conditions.



www.johansontechnology.com

4001 Calle Tecate • Camarillo, CA 93012 • TEL 805.389.1166 FAX 805.389.1821

2009 Johanson Technology, Inc. All Rights Reserved

High Frequency Ceramic Solutions

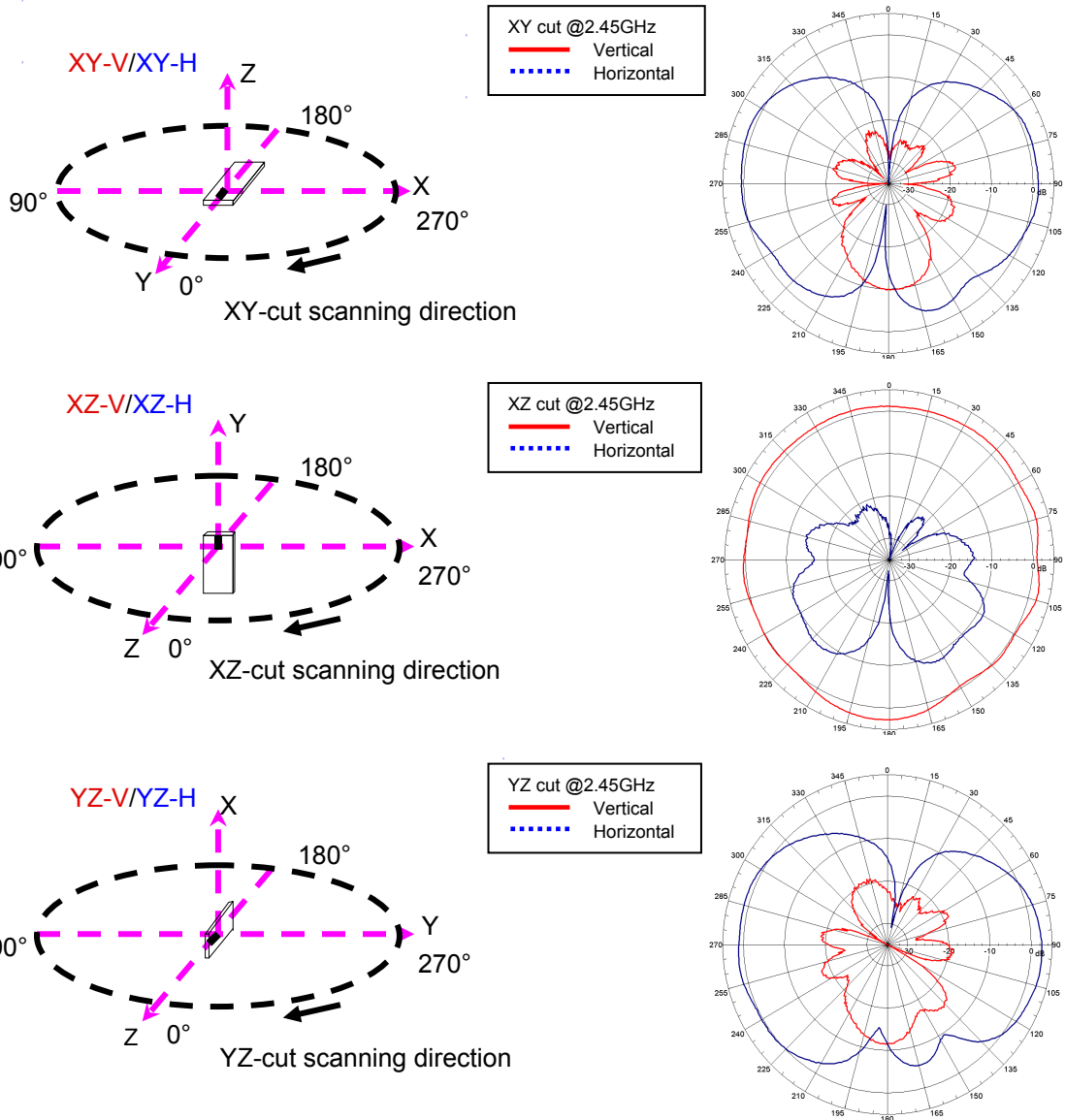
WiMAX 2.3 - 2.7 GHz Chip Antenna

P/N 2500AT44M0400

Detail Specification: 07/29/09

Page 3 of 3

Ant1 Radiation Patterns



Johanson Technology, Inc. reserves the right to make design changes without notice.
 All sales are subject to Johanson Technology, Inc. terms and conditions.



www.johansontechnology.com
 4001 Calle Tecate • Camarillo, CA 93012 • TEL 805.389.1166 FAX 805.389.1821

2009 Johanson Technology, Inc. All Rights Reserved

Mouser Electronics

Authorized Distributor

Click to View Pricing, Inventory, Delivery & Lifecycle Information:

[Johanson:](#)

[2500AT44M0400E](#)