Modular Terminal Blocks 2.5 mm²/AWG 12, Series 255, Pin Spacings 5/5.08 mm/0.2 in, 7.5/7.62 mm/0.3 in, 10/10.16 mm/0.4 in

Pin spacing 5/5.08 mm / 0.2 in	Pin spacing 7.5/7.62 mm / 0.3 in	Pin spacing 10/10.16 mm / 0.4 in
0.08 – 2.5 mm² | AWG 28 – 12	0.08 – 2.5 mm² | AWG 28 – 12	0.08 – 2.5 mm² | AWG 28 – 12
250 V/4 kV/3, 16 A | 300 V, 15 A	400 V/6 kV/3, 16 A | 300 V, 15 A	500 V/6 kV/3, 16 A | 300 V, 15 A
500 V/4 kV/2, 16 A | 300 V, 15 A	800 V/6 kV/2, 16 A | 300 V, 15 A	1000 V/6 kV/2, 16 A | 300 V, 15 A
5 – 6 mm / 0.22 in	5 – 6 mm / 0.22 in	5 – 6 mm / 0.22 in
* CCA GL BV NV ABS	* CCA GL BV NV ABS	* CCA GL BV NV ABS

Color	Item No.	Pack.-unit pcs
Modular terminal blocks, 2 solder pins/pole		
grey	**255-401**	500 (5 x 100)
red	**255-740**	500 (5 x 100)
dark grey	**255-742**	500 (5 x 100)
light grey	**255-743**	500 (5 x 100)
blue	**255-744**	500 (5 x 100)
orange	**255-746**	500 (5 x 100)
light green	**255-747**	500 (5 x 100)
Ex e II see pages 1.22 – 1.23		

Color	Item No.	Pack.-unit pcs
Modular terminal blocks, 2 solder pins/pole		
grey	**255-501**	400 (4 x 100)
red	**255-750**	400 (4 x 100)
dark grey	**255-752**	400 (4 x 100)
light grey	**255-753**	400 (4 x 100)
blue	**255-754** (1)	400 (4 x 100)
orange	**255-756**	400 (4 x 100)
light green	**255-757**	400 (4 x 100)
(1) suitable for Ex i applications		
Ex e II see pages 1.22 – 1.23		

Color	Item No.	Pack.-unit pcs
Modular terminal blocks, 2 solder pins/pole		
grey	**255-601**	300 (3 x 100)
red	**255-760**	300 (3 x 100)
dark grey	**255-762**	300 (3 x 100)
light grey	**255-763**	300 (3 x 100)
blue	**255-764** (1)	300 (3 x 100)
orange	**255-766**	300 (3 x 100)
light green	**255-767**	300 (3 x 100)
(1) suitable for Ex i applications		
Ex e II see pages 1.22 – 1.23		

Accessories (marker strips see section 11)

End plates, snap-on type, 1 mm / 0.039 in thick

grey	**255-100**	100
dark grey	**255-200**	100
light grey	**255-300**	100
blue	**255-400**	100
red	**255-500**	100
orange	**255-600**	100
light green	**255-700**	100

Spacer, 5/5.08 mm/0.2 in thick
grey **255-801**
for doubling the pin spacing

End plates, snap-on type, 1 mm / 0.039 in thick

grey	**255-100**	100
dark grey	**255-200**	100
light grey	**255-300**	100
blue	**255-400**	100
red	**255-500**	100
orange	**255-600**	100
light green	**255-700**	100

Spacer, 7.5/762 mm/0.3 in thick
grey **255-811**
for doubling the pin spacing

End plates, snap-on type, 1 mm / 0.039 in thick

grey	**255-100**	100
dark grey	**255-200**	100
light grey	**255-300**	100
blue	**255-400**	100
red	**255-500**	100
orange	**255-600**	100
light green	**255-700**	100

Spacer, 10/10.16 mm/0.4 in thick
grey **257-821**
for doubling the pin spacing

Dimensions (in mm)

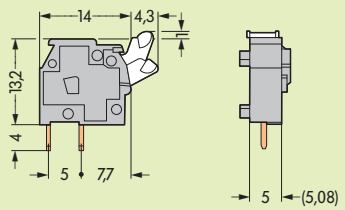

Diameter of drilled hole: $1.1^{+0.1}$ mm

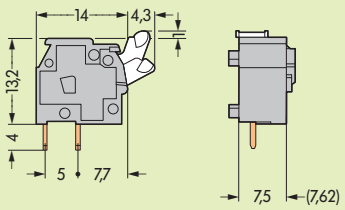

Diameter of drilled hole: $1.1^{+0.1}$ mm

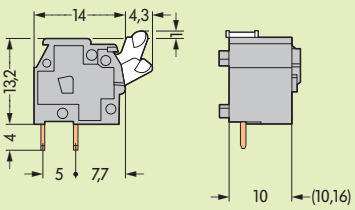

Diameter of drilled hole: $1.1^{+0.1}$ mm

* Approvals with corresponding ratings see pages 12.3 ff.