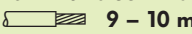
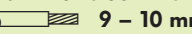





Modular Terminal Blocks with Fixing Flange or Snap-in Mounting Foot 4 mm² / AWG 12, Series 262










Test plug modules see page 10.28	0.08 – 4 mm² 630 V/8 kV/3 ① 24 A	AWG 28 – 12 300/600 V, 20/5 A ② 300/600 V, 25/5 A ③	2 x 0.08 – 4 mm² 630 V/8 kV/3 ① 32 A	2 x AWG 28 – 12 300/600 V, 20/5 A ② 300/600 V, 25/5 A ③
	Terminal block width 7 mm / 0.276 in  9 – 10 mm / 0.37 in		Terminal block width 12 mm / 0.472 in  9 – 10 mm / 0.37 in	
<small>* ① VDE ② KEH CCA KEH ③ N ④ P ⑤ GL BV LR NV ⑥ ⑦ ⑧</small>		<small>* ① VDE ② KEH CCA KEH ③ N ④ P ⑤ GL BV LR NV ⑥ ⑦ ⑧</small>		

- ① 630 V = rated voltage
8 kV = rated surge voltage
3 = pollution degree
(see also section 15)
- ② Suitable for Ex i applications
- ③ Suitable for Ex e II applications
0.5 – 4 mm² AWG 20 – 12
550 V, 23 A
(see also section 13)



Description	Color	Item No.	Pack.-unit pcs	Color	Item No.	Pack.-unit pcs
Terminal blocks with fixing flange,  for screw fixing or similar methods, fixing hole diameter 3.2 mm (with mounting adapter 209-123 also for DIN 35 rail)	2-conductor terminal blocks			4-conductor terminal blocks		
	grey	262-301	100 (2 x 50)	grey	262-331	100 (2 x 50)
	light grey ③	262-130	100 (2 x 50)	light grey ③	262-230	100 (2 x 50)
	blue	262-304 ②	100 (2 x 50)	blue	262-334 ②	100 (2 x 50)
	orange	262-306	100 (2 x 50)	orange	262-336	100 (2 x 50)
Terminal blocks with snap-in mounting foot,  for plate thickness 0.6 – 1.2 mm, fixing hole diameter 3.5 mm (fits aluminum rail 210-154 or with mounting adapter 209-120 for DIN 35 rail)	2-conductor terminal blocks			4-conductor terminal blocks		
	grey	262-311	100 (2 x 50)	grey	262-341	100 (2 x 50)
	light grey ③	262-180	100 (2 x 50)	light grey ③	262-280	100 (2 x 50)
	blue	262-314 ②	100 (2 x 50)	blue	262-344 ②	100 (2 x 50)
	orange	262-316	100 (2 x 50)	orange	262-346	100 (2 x 50)
End terminal block ③,  without fixing foot, for terminal strips with snap-in mounting feet (see dimensioned drawings on page 10.27)	2-conductor terminal blocks			4-conductor terminal blocks		
	grey	262-321	100 (2 x 50)	grey	262-351	100 (2 x 50)
	light grey ③	262-181	100 (2 x 50)	light grey ③	262-281	100 (2 x 50)
	blue	262-324 ②	100 (2 x 50)	blue	262-354 ②	100 (2 x 50)
	orange	262-326	100 (2 x 50)	orange	262-356	100 (2 x 50)
	green-yellow	262-327	100 (2 x 50)	green-yellow	262-357	100 (2 x 50)

Accessories for modular terminal blocks and terminal strips (Marking accessories see section 14)

	End plate with fixing flange	grey	262-361	50	grey	262-361	50		
		light grey	262-363	50	light grey	262-363	50		
	End plate with snap-in mounting foot	grey	262-371	50	grey	262-371	50		
		light grey	262-373	50	light grey	262-373	50		
	Comb type jumper bar, insulated, 2-way	I _N 16 A	262-402	25	I _N 16 A	262-402	25		
		reduce wire to 2.5 mm ² /AWG 14 max.			reduce wire to 2.5 mm ² /AWG 14 max.				
	Operating tool, insulated, for connecting the comb type jumper bar	2-way	209-132	1	2-way	209-132	1		
	Aluminum carrier rail, 1000 x 18 x 7 mm 3'3" x 0.709 x 0.276 in		210-154	1		210-154	1		
	Plastic end stop, with WSB marking facility, for aluminum rail 210-154	6 mm / 0.236 in wide	grey	209-122	25	6 mm / 0.236 in wide	grey	209-122	25
	Mounting adapter, for terminal blocks with snap-in mounting foot, for DIN 35 rail	6 mm / 0.236 in wide	grey	209-120	25	6 mm / 0.236 in wide	grey	209-120	25
	Mounting adapter with screw, for terminal blocks with fixing flange, for DIN 35 rail	6 mm / 0.236 in wide	grey	209-123	25	6 mm / 0.236 in wide	grey	209-123	25
	Mounting adapter for DIN 35 rail, can be used as end stop	6.5 mm / 0.256 in wide	grey	209-137	25	6.5 mm / 0.256 in wide	grey	209-137	25

* For further approvals with corresponding ratings see section 15.