

Surface Mount Fuse, 11 x 4.6 mm, Quick-Acting F, 250 VAC, 250 DC



Exemplary part photo depending on part no.

IEC 60127-4 · 250 VAC · 250 VDC · Quick-Acting F

See below:

[Approvals and Compliances](#)

### Description

- Directly solderable on printed circuit boards

### Applications

- Primary protection on SMD PCBs

### References

[Packaging Details](#)

Fuse Kit [Fuse Kit OMF](#)

### Weblinks

[pdf data sheet](#), [html datasheet](#), [General Product Information](#), [Packaging details](#), [Distributor-Stock-Check](#), [Detailed request for product](#)

### Technical Data

Rated Voltage	250 VAC, 250 VDC
Rated current	0.25 - 4 A
Breaking Capacity	100 A
Characteristic	Quick-Acting F
Mounting	PCB, SMT
Admissible Ambient Air Temp.	-55 °C to 125 °C
Climatic Category	55/125/21 acc. to IEC 60068-1
Material: Housing	Thermoplastic, UL 94V-0
Material: Terminals	Tin-Plated Copper Alloy
Unit Weight	0.36 g
Storage Conditions	0 °C to 60 °C, max. 70% r.h.
Product Marking	  , Type, Rated current, Characteristic, Breaking Capacity, Certification marks

Soldering Methods	Reflow, Wave <a href="#">Soldering Profile</a>
Solderability	245 °C / 3 sec acc. to IEC 60068-2-58, Test Td
Resistance to Soldering Heat	260 °C / 10 sec acc. to IEC 60068-2-58, Test Td
Moisture Sensitivity Level	MSL 1, J-STD-020
Case Resistance	acc. to EIA/IS-722, Test 4.7 >100 MΩ (between leads and body)
Flammability	min. UL 94V-1 (acc. to EIA/IS-722, Test 4.12)
Thermal Shock	MIL-STD-202, Method 107D (200 air-to-air cycles from -55 to +125 °C)
Load Humidity Test	MIL-STD-202, Method 103 0.1 x ln @ 0.85 r.H. @ 85 °C
Moisture Resistance Test	MIL-STD-202, Method 106 (50 cycles in a temp./mister chamber)
Vibration, High Frequency	MIL-STD-202, Method 204 Condition D
Mechanical Shock	MIL-STD-202, Method 213 Condition A
Resistance to Solvents	MIL-STD-202, Method 215
Terminal Strength	MIL-STD-202, Method 211A (Deflection of board 1 mm for 1 minute)

### Approvals and Compliances



Detailed information on product approvals, code requirements, usage instructions and detailed test conditions can be looked up in [Details about Approvals](#)

SCHURTER products are designed for use in industrial environments. They have approvals from independent testing bodies according to national and international standards. Products with specific characteristics and requirements such as required in the automotive sector according to IATF 16949, medical technology according to ISO 13485 or in the aerospace industry can be offered exclusively with customer-specific, individual agreements by SCHURTER.

## Approvals




The approval mark is used by the testing authorities to certify compliance with the safety requirements placed on electronic products.

Approval Reference Type: OMF 250

Approval Logo	Certificates	Certification Body	Description
	<a href="#">VDE Approvals</a>	VDE	VDE Certificate Number: 106328
	<a href="#">UL Approvals</a>	UL	UL File Number: E41599

## Product standards

Product standards that are referenced

Organization	Design	Standard	Description
	Designed according to	IEC 60127-4/2	Miniature fuses. Part 4. Universal modular fuse-links for through-hole and surface mount types
	Designed according to	UL 248-14	Low voltage fuses - Part 14: Additional fuses
	Designed according to	CSA22.2 No. 248.14	Low-Voltage Fuses - Part 14: Supplemental Fuses






## Application standards

Application standards where the product can be used

Organization	Design	Standard	Description
	Designed for applications acc.	IEC/UL 62368-1	IEC 62368-1 includes the basic requirements for safety of audio, video, information technology and office equipment.

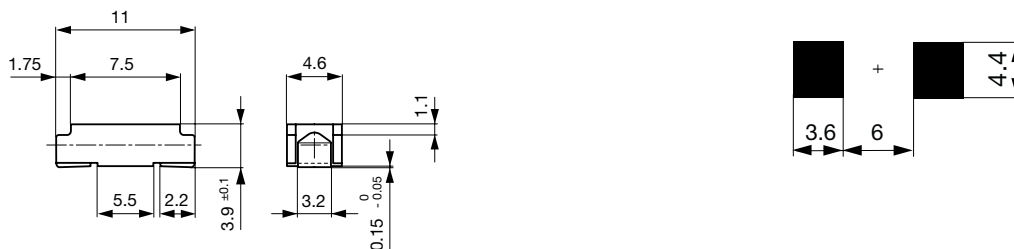
## Compliances

The product complies with following Guide Lines

Identification	Details	Initiator	Description
	<a href="#">CE declaration of conformity</a>	SCHURTER AG	The CE marking declares that the product complies with the applicable requirements laid down in the harmonisation of Community legislation on its affixing in accordance with EU Regulation 765/2008.
	<a href="#">RoHS</a>	SCHURTER AG	Directive RoHS 2011/65/EU, Amendment (EU) 2015/863
	<a href="#">China RoHS</a>	SCHURTER AG	The law SJ / T 11363-2006 (China RoHS) has been in force since 1 March 2007. It is similar to the EU directive RoHS.
	<a href="#">REACH</a>	SCHURTER AG	On 1 June 2007, Regulation (EC) No 1907/2006 on the Registration, Evaluation, Authorization and Restriction of Chemicals 1 (abbreviated as "REACH") entered into force.
		SCHURTER AG	Universal Modular Fuse meets the standard IEC 60127-4

## Dimension [mm]

11 mm



Soldering pads

## Pre-Arcing Time

Rated Current In 1.25 x In min. 2.0 x In max. 10.0 x In min. 10.0 x In max.

0.25 A - 4 A	60 min	120 s	1 ms	10 ms
--------------	--------	-------	------	-------

Time-Current-Curves




All Variants

Rated Current [A]	Rated Voltage [VAC]	Rated Voltage [VDC]	Breaking Capacity	Voltage Drop 1.0 I <sub>n</sub> max. [mV]	Voltage Drop 1.0 I <sub>n</sub> typ. [mV]	Power Dissipation 1.25 I <sub>n</sub> typ. [mW]	Melting I <sup>2</sup> t 10.0 I <sub>n</sub> typ. [A <sup>2</sup> s]		Order Number
0.25	250	250	1)	-	1100	480	0.012	●	3403.0010.11
0.25	250	250	1)	-	1100	480	0.012	●	3403.0010.24
0.315	250	250	1)	-	1000	430	0.019	●	3403.0011.11
0.315	250	250	1)	-	1000	430	0.019	●	3403.0011.24
0.4	250	250	2)	700	230	190	0.02	● ●	3403.0012.11
0.4	250	250	2)	700	230	190	0.02	● ●	3403.0012.24
0.5	250	250	1)	600	190	190	0.03	● ●	3403.0013.11
0.5	250	250	1)	600	190	190	0.03	● ●	3403.0013.24
0.63	250	250	1)	500	170	230	0.07	● ●	3403.0014.11
0.63	250	250	1)	500	170	230	0.07	● ●	3403.0014.24
0.8	250	250	1)	400	200	330	0.12	● ●	3403.0015.11
0.8	250	250	1)	400	200	330	0.12	● ●	3403.0015.24
1	250	250	1)	300	170	390	0.23	● ●	3403.0016.11
1	250	250	1)	300	170	390	0.23	● ●	3403.0016.24
1.25	250	250	1)	300	150	390	0.47	● ●	3403.0017.11
1.25	250	250	1)	300	150	390	0.47	● ●	3403.0017.24
1.6	250	250	1)	300	150	490	0.84	● ●	3403.0018.11
1.6	250	250	1)	300	150	490	0.84	● ●	3403.0018.24
2	250	250	1)	300	140	600	1.4	● ●	3403.0019.11
2	250	250	1)	300	140	600	1.4	● ●	3403.0019.24
2.5	250	250	1)	300	130	670	2.6	● ●	3403.0020.11
2.5	250	250	1)	300	130	670	2.6	● ●	3403.0020.24
3.15	250	250	1)	300	130	870	4.8	● ●	3403.0021.11
3.15	250	250	1)	300	130	870	4.8	● ●	3403.0021.24
4	250	250	1)	300	100	950	8.6	● ●	3403.0022.11
4	250	250	1)	300	100	950	8.6	● ●	3403.0022.24

Most Popular.

Availability for all products can be searched real-time: <https://www.schurter.com/en/Stock-Check/Stock-Check-SCHURTER>

Rated Current [A]	Rated Voltage [VAC]	Rated Voltage [VDC]	Breaking Capacity	Voltage Drop 1.0 I <sub>n</sub> max. [mV]	Voltage Drop 1.0 I <sub>n</sub> typ. [mV]	Power Dissipation 1.25 I <sub>n</sub> typ. [mW]	Melting I <sup>2</sup> t 10.0 I <sub>n</sub> typ. [A <sup>2</sup> s]		Order Number
-------------------	---------------------	---------------------	-------------------	---	---	---	--	---	--------------

- 1) 100 A @ 250 VAC/DC
- 2) 100 A @ 250 VAC/DC / 50 A @ 400 VDC

Packaging Unit	.xx = .11	Plastic Bag (100 pcs.)
	.xx = .24	Blister Tape 33 cm Reel (2000 pcs.)