

D-SUB Right Angled, Through Hole Mount

Series

597



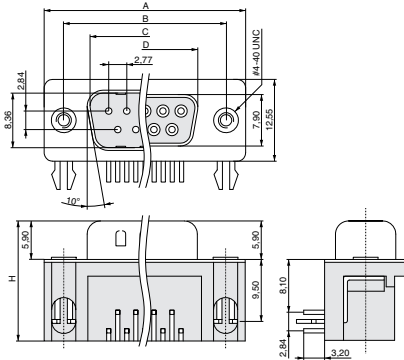
Rated current	5,0 A
Rated voltage	125 V _{RMS} / V _{DC}
Withstand voltage	500 V _{RMS} for 1 minute
Material contact	Copper alloy
Material insulator	Thermoplast UL94V-0
Operating temperature	-55°C to +85°C
Max. processing temper.	230°C for 10 seconds

termination

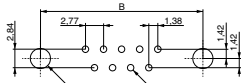
max. pincount
025

All dimensions in mm.

Variation / PCB Layout

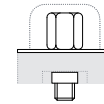


3

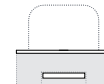


Mounting option

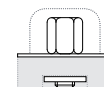
M1



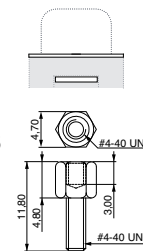
N1



N6



NB



n	no. of contacts				
	A	B	C	D	E
009	30,81	24,99	16,92	16,33	-
015	39,14	33,32	25,50	24,66	-
025	53,04	47,04	38,96	38,38	-
037	69,32	63,50	55,42	54,84	-

Type:
 F = Female
 M = Male

Colour:
 0 = Black
 3 = Blue
 6 = White

Plating shell:
 N = Ni

Plating contact:
 F = Au
 S = Selective Au

Variation

No. of contacts

Type (F,M)

Mounting option (M1, M2, ...)

Colour (0,3,6)

Plating shell

Plating contact (F,S)



www.mpe-connector.de

CS270412_V4

Order code: **597-3-???**