

IEC Appliance Inlet C14 with Fuseholder 1-pole, wired



Screw-on Version



Snap-in version



Description

- Panel Mount :
Screw-on version from front or rear side, snap-in version from front side
- 2 Functions :
Appliance Inlet Protection class I , Fuseholder for fuse-links 5 x 20 mm 1-pole
- Solder terminals or quick connect terminals

Approvals

- VDE Certificate Number: 40036853
- UL File Number: E93617
- CSA File Number: 38456
- CCC File Number: 2013010204594655

Characteristics

- All single elements are already wired
- Plug removal necessary for fuse-link replacement
- Suitable for use in equipment according to IEC/UL 60950

Other versions on request

- Types for rivet mounting available upon request
- Variants with V-Lock cord retaining

References

- Alternative: version with line filter [5200](#)
- Alternative: Fuseholder 2-pole [6220](#)

Weblinks

[pdf datasheet](#), [html-datasheet](#), [General Product Information](#), [RoHS](#), [CHINA-RoHS](#), [REACH](#), [Distributor-Stock-Check](#), [Accessories](#), [Detailed request for product](#)

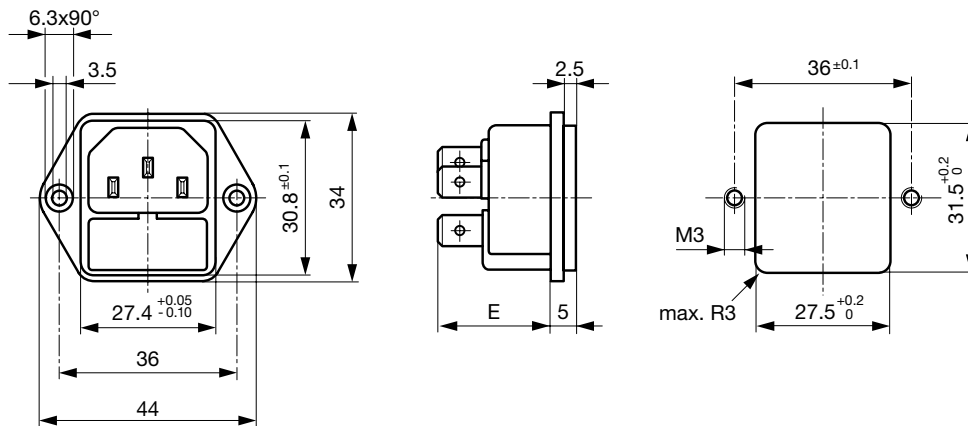
Technical Data

Ratings IEC	10A / 250VAC; 50Hz
Ratings UL/CSA	10A / 250VAC; 60Hz
Dielectric Strength	> 2kVAC between L-N > 2kVAC between L/N-PE (1 min/50Hz)
Allowable Operation Temp.	-25 °C to 70 °C
IP-Protection	from front side IP 40 acc. to IEC 60529
Insulation cover	Suitable for appliances with protection class I acc. to IEC 61140
Terminal	Solder terminals or quick connect terminals , tin-plated
Panel Thickness s	Screw: max 6 mm Mounting screw torque max 0.5Nm Snap-in: 1/1.5/2/2.5/3 mm
Material: Housing	Thermoplastic, black, UL 94V-0

appliance inlet/-outlet	C14 acc. to IEC 60320-1, UL 498, CSA C22.2 no. 42 (for cold conditions) pin-temperature 70 °C, 10A, Protection Class I
Fuseholder	1-pole, Shocksafe category PC2 acc. to IEC 60127-6, for fuse-links 5 x 20mm
Rated Power Acceptance @ Ta 23 °C	5 x 20: 2W (1 pole)
Power Acceptance @ Ta > 23°C	Admissible power acceptance at higher ambient temperature see derating curves

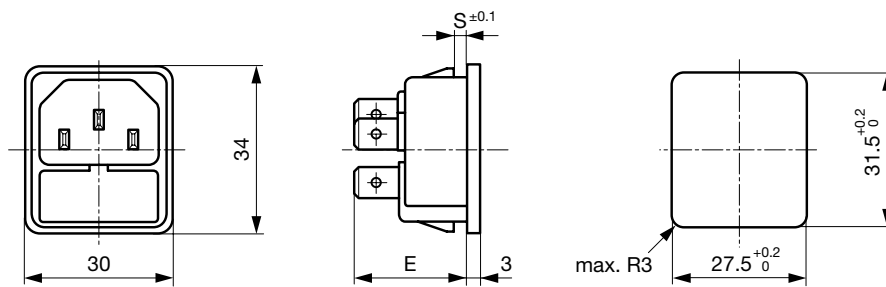
Dimensions

Screw-on mounting



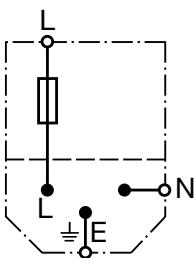
E: Solder terminals 20.5 mm
E: Quick connect terminals 23.5 mm

Snap-in mounting



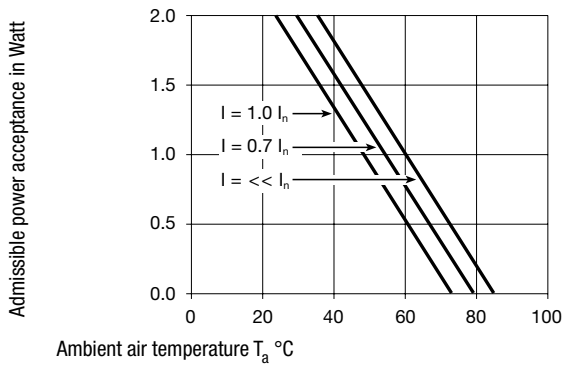
E: solder terminals 22.5 mm
E: quick-connect terminals 25.5 mm
S: 1.0/1.5/2.0/2.5/3.0 mm

Diagrams



Derating Curves

1-pole



All Variants

Protection Class	Panel mounting	Panel Thickness s [mm]	Fuseholder	Terminal	Internally wired	Order Number
I	Snap-in	1	1-pole	Quick connect terminals 4.8 x 0.8 mm	●	6200.4210
I	Snap-in	1.5	1-pole	Quick connect terminals 4.8 x 0.8 mm	●	6200.4215
I	Snap-in	2	1-pole	Quick connect terminals 4.8 x 0.8 mm	●	6200.4220
I	Snap-in	2.5	1-pole	Quick connect terminals 4.8 x 0.8 mm	●	6200.4225
I	Snap-in	3	1-pole	Quick connect terminals 4.8 x 0.8 mm	●	6200.4230
I	Snap-in	1	1-pole	Quick connect terminals 6.3 x 0.8 mm	●	6200.4310
I	Snap-in	1.5	1-pole	Quick connect terminals 6.3 x 0.8 mm	●	6200.4315
I	Snap-in	2	1-pole	Quick connect terminals 6.3 x 0.8 mm	●	6200.4320
I	Snap-in	2.5	1-pole	Quick connect terminals 6.3 x 0.8 mm	●	6200.4325
I	Snap-in	3	1-pole	Quick connect terminals 6.3 x 0.8 mm	●	6200.4330
I	Snap-in	1	1-pole	Solder terminals 3.8 x 0.8 mm	●	6200.4110
I	Snap-in	1.5	1-pole	Solder terminals 3.8 x 0.8 mm	●	6200.4115
I	Snap-in	2	1-pole	Solder terminals 3.8 x 0.8 mm	●	6200.4120
I	Snap-in	2.5	1-pole	Solder terminals 3.8 x 0.8 mm	●	6200.4125
I	Snap-in	3	1-pole	Solder terminals 3.8 x 0.8 mm	●	6200.4130
I	Screw	-	1-pole	Quick connect terminals 4.8 x 0.8 mm	●	6200.2200
I	Screw	-	1-pole	Quick connect terminals 6.3 x 0.8 mm	●	6200.2300
I	Screw	-	1-pole	Solder terminals 3.8 x 0.8 mm	●	6200.2100

Most Popular.

Availability for all products can be searched real-time: <http://www.schurter.com/Stock-Check/Stock-Check-SCHURTER>

Packaging unit 50 Pcs

Accessories

Description



Assorted Covers
Rear Cover

	0859.0047
	4311.9403



Cord retaining kits
Cord retaining strain relief

Flat head, A	4700.0001
Countersunk, B	4700.0002

Mating Outlets/Connectors

Category / Description

Appliance Outlet Overview complete



IEC Appliance Outlet F, Screw-on Mounting, Front Side, Solder Terminal	4787
IEC Appliance Outlet F, Snap-in Mounting, Front Side, Solder or Quick-connect Terminal	4788
IEC Appliance Outlet F or H, Screw-on Mounting, Front Side, Solder, PCB or Quick-connect Terminal	5091

[Appliance Outlet further types to 6200](#)

Connector Overview complete



4782 Mounting: Power Cord, 3 x 1 mm ² / 3 x 18 AWG, Cable, Connector: IEC C13	4782
4022 Mounting: Power Supply Cord, 3 x 1.5 mm ² , Screw clamps, Connector: IEC C13	4022
4785 Mounting: Power Cord, 3 x 1 mm ² / 3 x 18 AWG, Cable, Connector: IEC C13	4785
4300-06 Mounting: Power Cord, 3 x 1 mm ² / 3 x 18 AWG, Cable, Connector: IEC C13	4300-06
4012 Mounting: Power Supply Cord, 3 x 1.5 mm ² , Screw clamps, Connector: IEC C13	4012

[Connector further types to 6200](#) ...