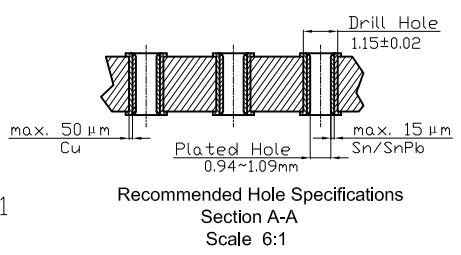
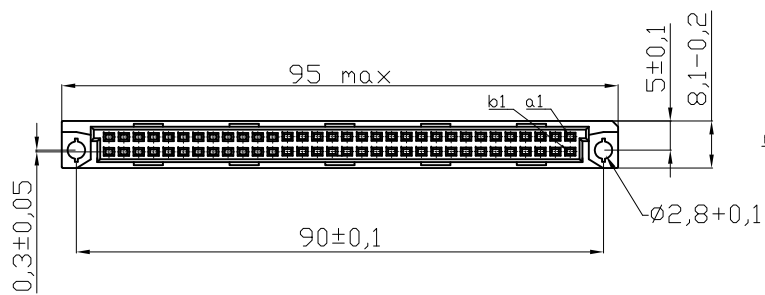


A  
B  
C  
D  
E  
F  
G  
H

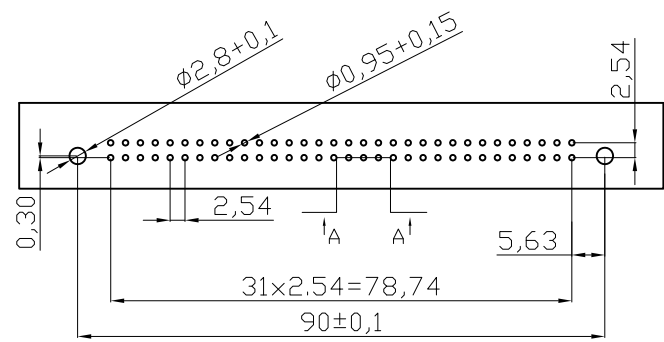
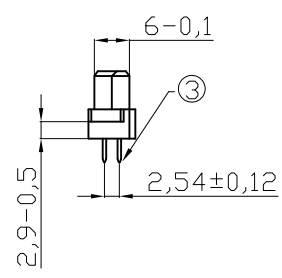
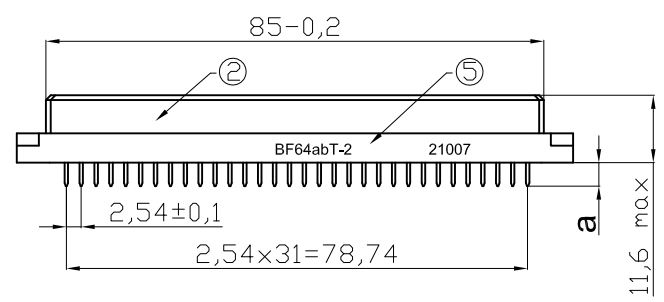
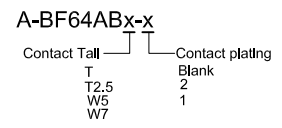
A  
B  
C  
D  
E  
F  
G  
H



**NOTES:**

- ① Connector Meets Requirement OF DIN 41612
- ② Material:  
1.Housing : Glass-Filled PBT. Color: Grey, UL 94V-0  
2.Contact : Copper Alloy
- ③ Contact Tail Dimension(Thickness x Width x Length)(a=Length)(Option in Part Number)  
T :0.3±0.02 x 0.64±0.04 x 4±0.2  
T2.5 :0.3±0.02 x 0.64±0.04 x 2.5±0.2  
W5 :0.6±0.015 x 0.6±0.03-0.05 x 5±0.2  
W7 :0.6±0.015 x 0.6±0.03-0.05 x 7.4±0.2
- ④ Contact Finish(Option in Part Number)  
-1:30µ" (0.75µm)Gold Plating on Mating Area ,Tin Plating on Tail Area, Flash Gold Plating on Non-mating Area,Nickel Underplate All Over  
-2:15µ" (0.38µm)Gold Plating on Mating Area ,Tin Plating on Tail Area, Flash Gold Plating on Non-mating Area,Nickel Underplate All Over  
Blank: Flash Gold Plating on mating and non-mating Area, Tin Plating on Tail Area,Nickel Underplate All Over
- ⑤ Connector Printed with Part Number,and Batch Number

**Order Information**



Recommended PCB Hole Layout  
Component Side  
Scale 1:1

**RoHS compliant**

Scale	1:1						Date	Name	Customer-No.
TOLERANCE						Drawn	10.12.2007	Dean	
X.	±0.25								
X.X	±0.1	⑤	Add 30u" gold plating	30.12.2009	Dean	Approved	30.12.2009	Hellwig	ASSMANN WSW-No. <b>A-BF64ABx-x</b>
X.XX	±0.05	③	Corrected P/N	16.07.2009	Dean				
X.XXX	±0.012	②	Update	11.12.2007	Hellwig				Drawing-No.
DIM	TOL	①	Drawn	10.12.2007	Hellwig				<b>ASS 2439 CO</b> rev04
Angle	±1°								Sheet
		Id.	Modification	Date	Name				
