REV	DESCRIPTION OF REVISIONS	DATE	DRAWN	CHECKED
A	FIRST RELEASE	12/12/1997	ST Ling	H Shen

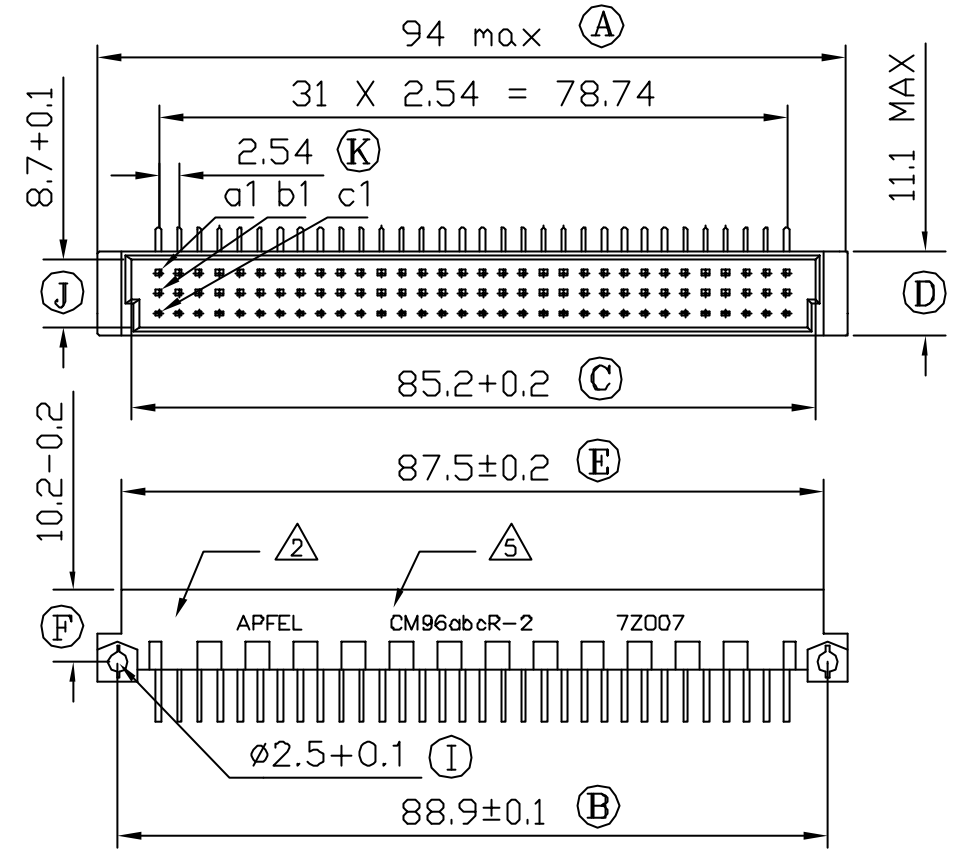

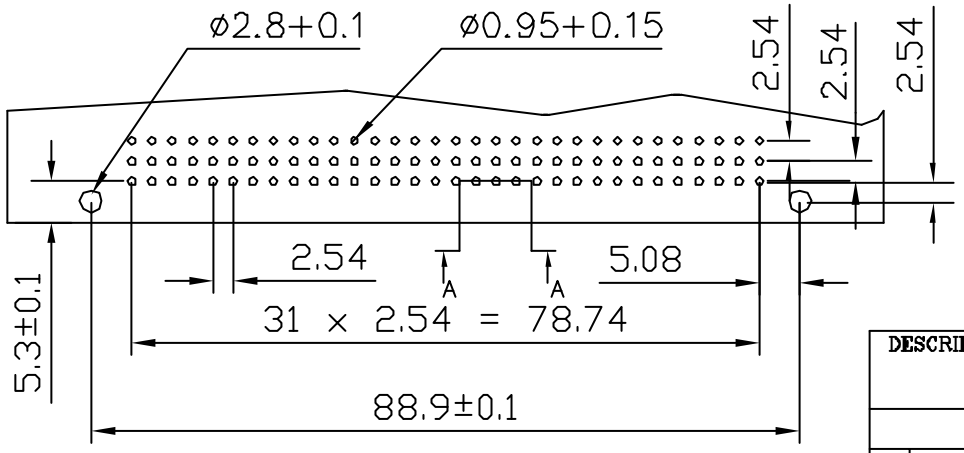

RECOMMENDED PCB HOLE LAYOUT
COMPONENT SIDE
SCALE 1 : 1

NOTES :

1. CONNECTOR MEETS REQUIREMENT OF DIN 41612
2. MATERIAL
   - -HOUSING :GLASS-FILLED PBT, COLOR GREY, UL 94V-0
   - -CONTACTS :BRASS
3. CONTACT TAIL DIMENSION
   - -THICKNESS :0.48 ±0.03mm
   - -WIDTH :0.48 ±0.03mm
   - -TAIL LENGTH :3 - 0.4mm
4. CONTACT FINISH (OPTION IN PART NUMBER)
   - -1: 30u"(0.75um) GOLD PLATING ON MATING AREA, TIN PLATING ON TAIL AREA, FLASH GOLD PLATING ON NON-MATING AREA, NICKEL UNDERPLATE ALLOVER
   - -2: 15u"(0.38um) GOLD PLATING ON MATING, TIN PALTING ON TAIL AREA, FLASH GOLD PLATING ON NON-MATING AREA, NICKEL UNDERPLATE ALLOVER
   - BLANK: FLASH GOLD PLATING ON MATING AND NON-MATING AREA, TIN PLATING ON TAIL AREA, NICKEL UNDERPLATE ALLOVER
5. CONNECTOR PRINTED WITH COMPANY NAME, PART NUMBER, AND BATCH NUMBER
6. MATING SIDE LENGTH
   - STANDARD : 5.05−0.25mm
   - EXTENDED : 5.60+0.2/−0.05mm
   - SHORT : 4.25+0.1/−0.05mm

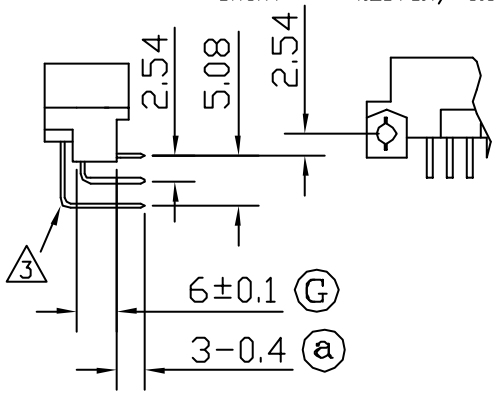

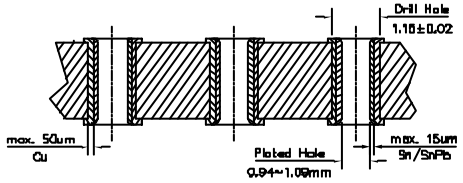

RECOMMENDED HOLE SPECIFICATIONS
SECTION A-A
SCALE 6 : 1

DESCRIPTION : MALE, TYPE C, 96/64 CONTACTS, RIGHT ANGLED SOLDER CONNECTORS CUSTOMER DRAWING

PART NUMBER

NO.1	CM96abcR−1	NO.4	CM64acR−1
NO.2	CM96abcR−2	NO.5	CM64acR−2
NO.3	CM96abcR	NO.6	CM64acR

APFEL

MILLIMETRE
X.XXX ±0.012
X.XX ±0.05
X.X ±0.1
X ±0.25

DRAWN	UNITS	ANGLE
ST Ling	mm	±1°
CHECKED	SCALE	REV
H Shen	1:1	A

DRAWING NO. F0012.DWG