


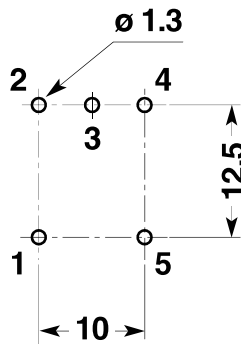
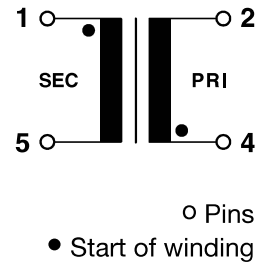
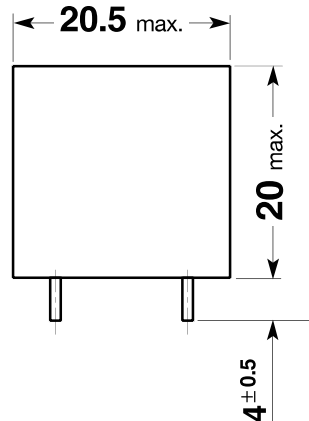


**CASE VERSION**

These transformers are fitted with high-permeability ferrite core U13 size. They are suitable to interface the power line modem and find a wide application wherever an high isolation resonant coupling is required.

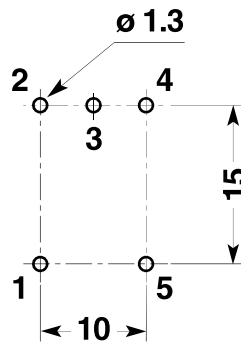


64U13 V2



A standard

**Pins arrangements**



B optional

Dimensions in mm  
Pins are tinned

**TYPES**

Code (1)	Turns ratio n ± 2%	PRI Induct mH	SEC Induct mH	PRI Leak Induct typical µH	PRI DCR typical Ω	SEC DCR typical Ω	Test voltage kV
64U13 V2 21 30	1 : 2	25	100	250	3.4	7.6	4
64U13 V2 21 32	1 : 1	84	84	840	6.4	6.4	4

(1) Optional pins arrangement: to add B.

Turns ratio: first digit refers to the primary.

Table shows the standard types. Other types can be supplied according to customer's specifications.

**Technical Data**

Primary inductance: at 20°C and 1 kHz, 1 Vac  
 Primary Inductance tolerance: +50% -30%  
 Primary leakage inductance: at 20°C and 1 kHz, 1 Vac  
 Approx. weight: 5 g

The transformers are designed and tested in accordance with EN 138100; EN 60938-1  
 The cases are of flame-retardant plastic material in accordance with UL 94V-0