

Rated current	3,0 A
Withstand voltage	500 VRMS for 1 minute
Material contact	Copper alloy
Material insulator	PBT, UL94V-0
Operating temperature	-55°C to +105°C

All dimensions in mm.

max. pincount 037

Variation / PCB Layout

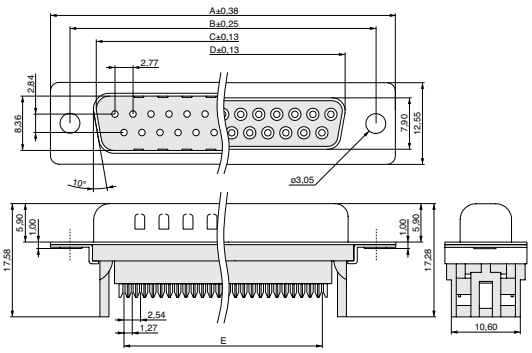

1

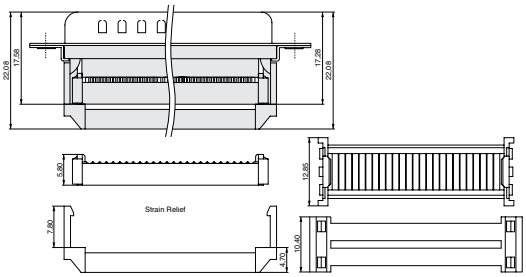

no. of contacts	see figure left (mm)	see figure left (mm)	see figure left (mm)	see figure left (mm)	available in variation
n	A	B	C	D	E
009	30,81	24,99	16,92	16,33	10,16
015	39,14	33,32	25,50	24,66	17,78
025	53,04	47,04	38,96	38,38	30,48
037	69,32	63,50	55,42	54,84	45,72

Mounting option

A0

D2

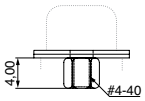

D4

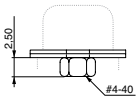

E2

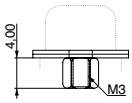

Type:
F = Female
M= Male

Colour:
0 = Black

Plating shell:
T = Sn

Plating contact:
S = Selective Au

Variation | No. of contacts | Type (F,M) | Mounting option (A0,D2,...) | Colour | Plating shell | Plating contact

mpe GARRY
www.mpe-connector.de

Order code: 706-1-????-??0TS-BS0

Product group 12

MPE-Garry GmbH • Schäfflerstraße 13 • 87629 Füssen • Germany • Phone: +49 (0) 83 62 / 91 56-0 • Fax: +49 (0) 83 62 / 91 56-500 • Email: vk@mpe-connector.de • www.mpe-connector.de