



# 承 认 书

## APPROVAL SHEET

客 户:

CUSTOMER: \_\_\_\_\_

品 名:

PARTNAME: \_\_\_\_\_ 铝电解电容器(E-CAP)

系 列:

SERIES: \_\_\_\_\_ LW 系列

规 格:



SPECIFICATION: \_\_\_\_\_ 见尺寸表

版本号:

VERSION: \_\_\_\_\_ QWH-21.001

日 期:

DATE: \_\_\_\_\_ 2021.01.01

| 制 造<br>MANUFACTURE   |   | 客 户<br>CUSTOMER |                 |
|--|---|-----------------|-----------------|
| 拟 制<br>FORMULATE   | 批 准<br>APPROVAL   | 检 验<br>CHECK    | 批 准<br>APPROVAL |
| <br>郭嘉敏 技术部 |  |                 |                 |

承认后请电子回签 Lhservice@china-fenghua.com  
或发传真 0758-2865650



修改记录

REVISION RECORD

| VER<br>版本 | MINUTE OF CHANGES<br>更改目录 | CHECKER<br>检查人 | RELEASE DATE<br>发行日期 |
|-----------|---------------------------|----------------|----------------------|
|           |                           |                |                      |
|           |                           |                |                      |
|           |                           |                |                      |
|           |                           |                |                      |
|           |                           |                |                      |
|           |                           |                |                      |
|           |                           |                |                      |
|           |                           |                |                      |
|           |                           |                |                      |
|           |                           |                |                      |
|           |                           |                |                      |
|           |                           |                |                      |
|           |                           |                |                      |
|           |                           |                |                      |
|           |                           |                |                      |
|           |                           |                |                      |
|           |                           |                |                      |
|           |                           |                |                      |
|           |                           |                |                      |
|           |                           |                |                      |
|           |                           |                |                      |
|           |                           |                |                      |
|           |                           |                |                      |



| 序号<br>No | 目 录<br>INDEX                                     | 页<br>page |
|----------|--|-----------|
| 1        | 概述 SCOPE   | 4         |
| 2        | 订货方式 HOW TO ORDER                                | 4         |
| 3        | 主要特性表 MAIN SPECIFICATIONS                        | 5         |
| 4        | 产品结构 PRODUCT STRUCTURE                           | 6         |
| 5        | 纹波电流频率因子<br>RIPPLE CURRENT FREQUENCY COEFFICIENT | 8         |
| 6        | 尺寸表、允许纹波电流<br>DIMENSIONS AND RIPPLE CURRENT      | 8         |
| 7        | 包装 PACKING                                       | 9         |
| 8        | 贮存方法 STORAGE METHODS                             | 10        |
| 9        | 其他说明 OTHERS                                      | 11        |



## 1. 概述 SCOPE

### 1.1 概述 SCOPE

本承认书规定了铝电解电容器的技术规范。

This specification contains descriptions of the quality of aluminum electrolytic capacitors.

### 1.2 参考标准 APPLICABLE SPECIFICATION

本承认书参考 JISC-5141 和 JISC-5102 制定。

This specification is made based on the Japanese Industrial Standard JISC-5141 Characteristics and JIS C-5102.

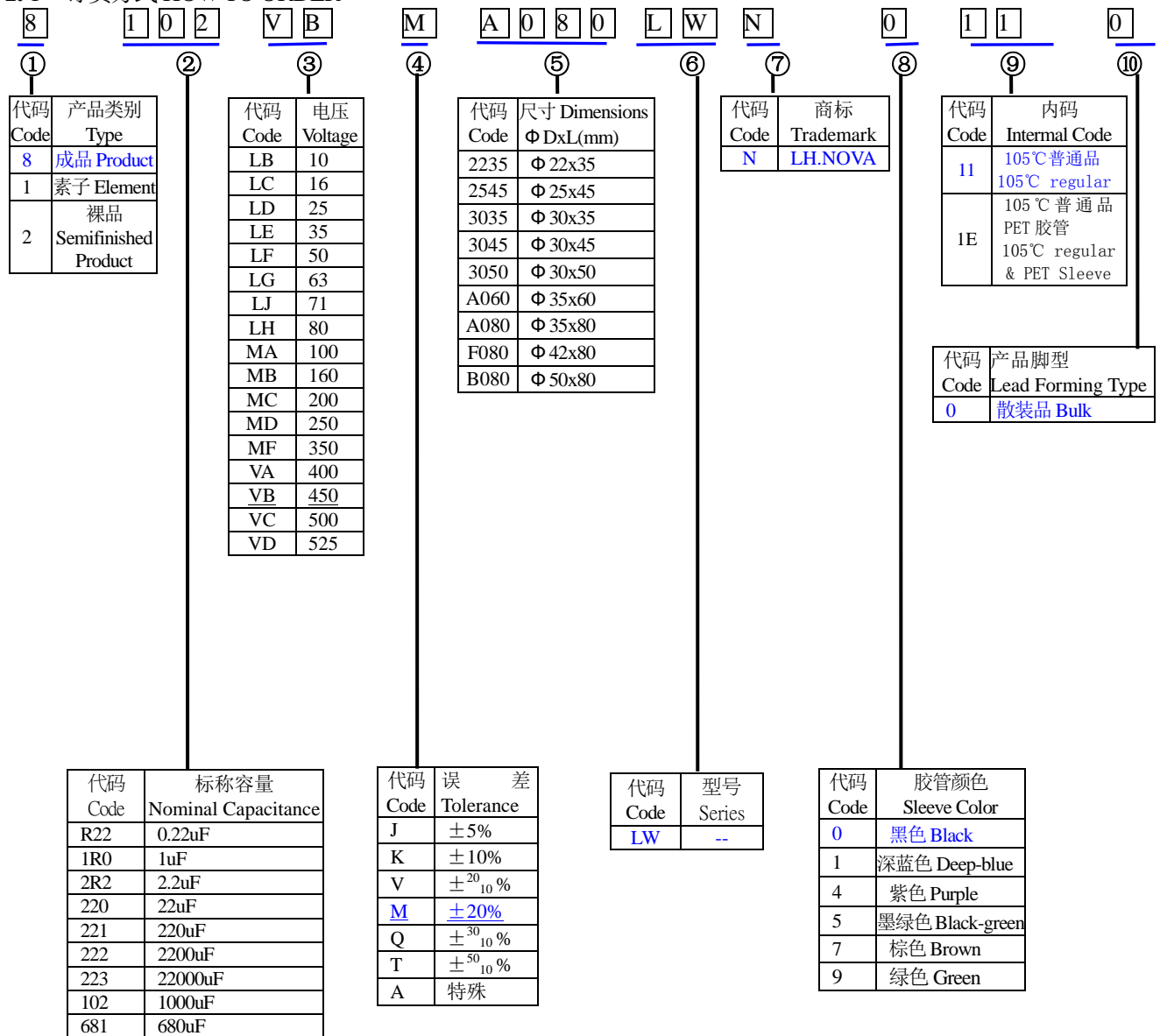
### 1.3 工作温度范围 OPERATING TEMPERATURE RANGE

工作温度范围是电容器在施加额定工作电压条件下，可以长期可靠工作的环境温度范围。

Operating temperature range is the range of ambient temperature at which the capacitor can be operated continuously at rated voltage.

## 2. 订货方式 HOW TO ORDER

### 2.1 订货方式 HOW TO ORDER





## 2.2 标记 MARKING

2.2.1 在电容器体上应注明如下内容 The following items shall be marked indelibly on the surface of capacitor:

(1)生产厂商商标 Manufacturer's name or trade mark.

(2)电容量 Capacitance.

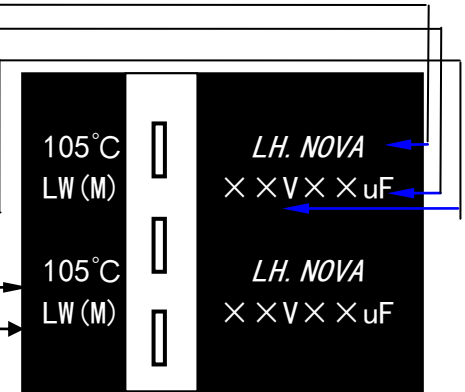
(3)工作电压 Rated voltage.

(4)上限工作温度 Maximum operating temperature.

(5)系列代码及容量偏差代码 Series Code & Capacitance tolerance Code

示例 Sample: LW (M)  
系列代码 容量偏差代码

(6)负极标志 Polarity of the terminals.



### 2.2.2 标记颜色 Marking color

套管颜色 Sleeve color: 黑色 Black.

标记颜色 Marking color: 白色 White.

### 2.2.3 盖板产品绝缘垫片热印 LOT No. 标记:

年: 按年号中末位数表示。  
例: 2020用“1”表示  
“1”=year 2021

月: 按下表月份代码套印  
A=MONTH CODE=JAN

风华代码: F  
F= FENGHUA

日: 按实际生产日印字  
“12”=DATE

1 A 1 2 F

| CODE |      | Month code |     |     |     |     |     |     |     |     |     |     |     |
|------|------|------------|-----|-----|-----|-----|-----|-----|-----|-----|-----|-----|-----|
| year | code | JAN        | FEB | MAR | APR | MAY | JUN | JLY | AUG | SEP | OCT | NOV | DEC |
| 2018 | 8    | A          | B   | C   | D   | E   | F   | G   | H   | I   | J   | K   | L   |
| 2019 | 9    | A          | B   | C   | D   | E   | F   | G   | H   | I   | J   | K   | L   |
| 2020 | 0    | A          | B   | C   | D   | E   | F   | G   | H   | I   | J   | K   | L   |
| 2021 | 1    | A          | B   | C   | D   | E   | F   | G   | H   | I   | J   | K   | L   |

## 3. 主要特性表 MAIN SPECIFICATIONS

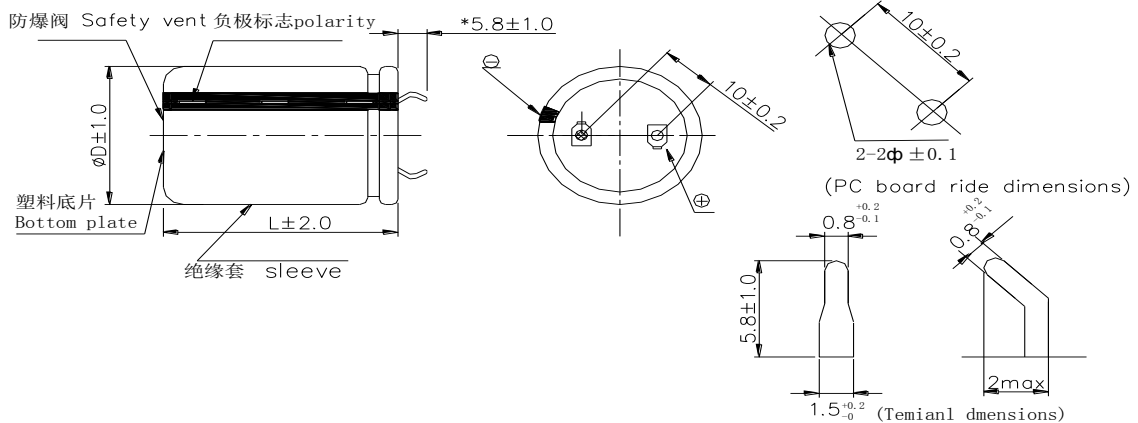
| 项目 Item  | 主要特性 Performance Characteristics   |   |
|--|------------------------------------|---|
| 额定工作电压范围<br>Rated Voltage Range  | 160~450V.DC                        |   |
| 使用温度范围<br>Operating Temperature Range  | -40°C~+105°C                       |   |
| 标称静电容量范围<br>Nominal Capacitance Range  | 47~2200μ F                         |   |
| 静电容量允许偏差<br>Capacitance Tolerance  | ±20% (M, +25°C, 120Hz)             |   |
| 漏电流<br>Leakage Current (25°C)  | 额定工作电压(V)<br>Rated working voltage | 160~450   |
|  | 漏电流<br>Leakage current             | 5 分钟后 $I \leq 3 \sqrt{CV} (\mu A)$<br>After 5 min. $I \leq 3 \sqrt{CV} (\mu A)$ |
| C: 标称静电容量 (μ F) Nominal Capacitance in μ F<br>V: 额定工作电压 (V) Rated working voltage in V |                                    |   |



|                                |   |               |         |     |     |     |     |     |
|--------------------------------|---|---------------|---------|-----|-----|-----|-----|-----|
| 损耗角正切 DF<br>Dissipation Factor | 额定工作电压(V)<br>Rated working voltage  | 160~250       | 350~450 |     |     |     |     |     |
|                                | DF(MAX)<br>(25°C,120Hz)   | 0.15          | 0.12    |     |     |     |     |     |
| 浪涌电压<br>Surge Voltage          | 额定工作电压(V)<br>Rated working voltage  | 160           | 200     | 250 | 315 | 350 | 400 | 450 |
|                                | 浪涌电压(V)<br>Surge voltage  | 200           | 250     | 300 | 350 | 400 | 450 | 500 |
| 温度特性<br>Temperature Stability  | 额定工作电压(V)<br>Rated working voltage  | 160~250       | 350~450 |     |     |     |     |     |
|                                | 阻抗比(120Hz)<br>Impedance Ratio   | z-25°C/z+20°C | 3       | 4   |     |     |     |     |
|                                |   | z-40°C/z+20°C | 5       | 8   |     |     |     |     |
| 高温负荷特性<br>Load life            | <p>在+105°C 环境中施加额定工作电压和最大允许纹波电流 2000 小时后,电容器的性能符合下面要求:<br/>After application of rated working voltage with max permissible ripple current specified at +105°C for 2000 hours, capacitors meet the characteristics requirements measured at +20°C listed at below:</p> <p>1、电容量变化率:±20%初始测量值以内<br/>Capacitance change : ±20% initial measured value</p> <p>2、漏电流: ≤初始规定值<br/>Leakage current: ≤initial specified value</p> <p>3、损耗角正切值 ≤200%倍初始规定值<br/>Dissipation factor: ≤200% initial specified value</p> |               |         |     |     |     |     |     |
| 高温贮存特性<br>Shelf life           | <p>在+105°C环境无负荷放置 1000 小时后, 电容器的性能符合下面要求<br/>After leaving capacitors under no load at +105°C for 1000 hours, capacitors meet the characteristics listed as below:</p> <p>1、电容量变化率:±20%初始测量值以内<br/>Capacitance change : ±20% initial measured value</p> <p>2、漏电流: ≤200%初始规定值<br/>Leakage current: ≤200% initial specified value</p> <p>3、损耗角正切值 ≤200%倍初始规定值<br/>Dissipation factor: ≤200% initial specified value</p>   |               |         |     |     |     |     |     |

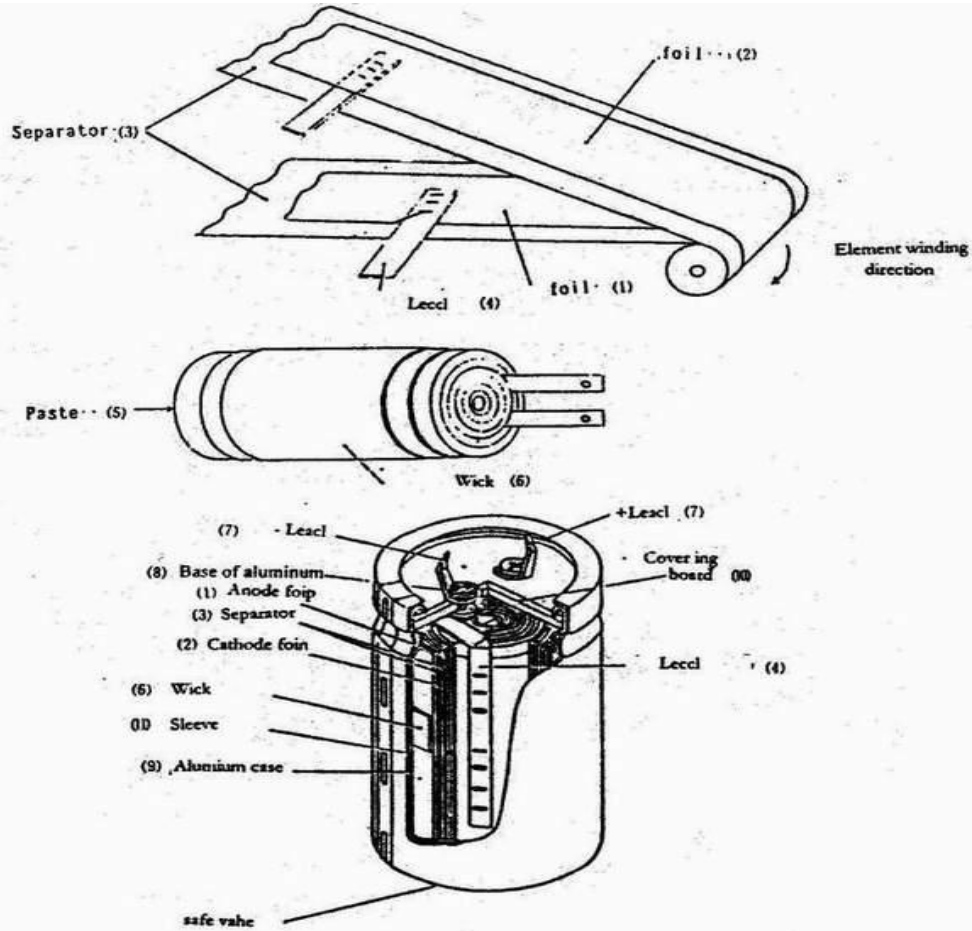
#### 4. 产品结构 PRODUCT STRUCTURE (mm)

##### 4.1 外形尺寸 SHAPE AND DIMENSIONS





4. 2 内部构造图及构成材料 INTERNAL CONSTRUCTION AND COMPONENTS



原料 MATERIALS

| 序号<br>NO. | 项目<br>ITEM             | 原料<br>MATERIALS  |
|-----------|------------------------|--|
| 1         | 正极箔<br>Anode foil      | 高纯铝箔(纯度:99.97%),厚度:70 $\mu$ m~104 $\mu$ m<br>High-purity Aluminum foil(purity:99.97%),thickness:70 $\mu$ m~104 $\mu$ m |
| 2         | 负极箔<br>Cathode foil    | 高纯铝箔(纯度:99.92%),厚度:20 $\mu$ m~50 $\mu$ m<br>High-purity Aluminum foil(purity:99.92%),thickness:20 $\mu$ m~50 $\mu$ m   |
| 3         | 电解纸<br>Separator       | 160V~450V: 纸, 厚度: 60 $\mu$ m~100 $\mu$ m<br>160V~450V: Craft paper,thickness: 60 $\mu$ m~100 $\mu$ m                   |
| 4         | 引出条<br>Aluminum lead   | 纯度:99.92%<br>Purity:99.92%   |
| 5         | 电解液<br>Paste           | 乙二醇、羧酸酯、添加剂<br>Etylen glycol and carboxylate with anti-solvent additive  |
| 6         | 芯子<br>Wick             | 铝箔, 电解纸, 引出条<br>Aluminum foil, Craft paper, Aluminum lead  |
| 7         | 引出线<br>Lead wire       | 镀锡铁线<br>Tinned Fe wire   |
| 8         | 铝墩<br>Base of Aluminum | 纯度:99.92%<br>Purity:99.92%   |
| 9         | 铝壳<br>Aluminum case    | (纯度:99.2%,直径 8 毫米及其以上配有防爆阀)<br>(Purity:99.2%, for $\phi$ 8 and up built-in safety vent)                                |
| 10        | 封口板<br>Covering board  | 酚醛树脂板<br>Resin board of hydroxybenzene and aldehyde  |
| 11        | 套管<br>Sleeve           | 套管, 厚度: 90 $\mu$ m~130 $\mu$ m<br>thickness: 90 $\mu$ m~130 $\mu$ m  |



**5. 纹波电流频率因子 RIPPLE CURRENT FREQUENCY COEFFICIENT**

| Freq(Hz)<br>WV(V) | 50   | 60   | 120  | 1K   | 10K≤ |
|-------------------|------|------|------|------|------|
| 160~250           | 0.80 | 0.80 | 1.00 | 1.00 | 1.18 |
| 350~450           | 0.78 | 0.80 | 1.00 | 1.10 | 1.15 |

**6. 尺寸表、允许纹波电流 DIMENSIONS AND RIPPLE CURRENT (LW)**

| WV/V<br>Cap/μ F | 160(MB)        |      | 200(MC)        |      | 250(MD)        |      | 350(MF)        |      | 400(VA)                 |              | 450(VB)                          |                              |
|-----------------|----------------|------|----------------|------|----------------|------|----------------|------|-------------------------|--------------|----------------------------------|------------------------------|
|                 | (1)            | (2)  | (1)            | (2)  | (1)            | (2)  | (1)            | (2)  | (1)                     | (2)          | (1)                              | (2)                          |
| 47(470)         |                |      |                |      |                |      |                |      | 22×25                   | 0.40         | 22×25                            | 0.42                         |
| 56(560)         |                |      |                |      |                |      |                |      | 22×30                   | 0.46         | 22×25                            | 0.50                         |
| 68(680)         |                |      |                |      |                |      | 22×30          | 0.48 | 25×25                   | 0.50         | 22×30<br>25×25                   | 0.60                         |
| 82(820)         |                |      |                |      |                |      | 22×35          | 0.50 | 22×30                   | 0.57         | 22×25                            | 0.65                         |
| 100(101)        |                |      |                |      |                |      | 22×35<br>25×25 | 0.6  | 22×25<br>22×35<br>25×30 | 0.65         | 22×30<br>22×40<br>25×30          | 0.72                         |
| 120(121)        |                |      |                |      |                |      | 22×30          | 0.65 | 25×35                   | 0.71         | 30×25<br>25×35                   | 0.80                         |
| 150(151)        |                |      |                |      | 22×25          | 0.65 | 25×30          | 0.70 | 22×40<br>25×35          | 0.85         | 22×25<br>25×35<br>25×40<br>30×30 | 0.80<br>0.95<br>0.95<br>0.95 |
| 180(181)        |                |      |                |      | 22×25<br>22×30 | 0.79 | 25×30          | 0.90 | 22×45                   | 1.00         | 30×35                            | 1.05                         |
| 220(221)        | 22×25          | 0.75 | 22×25          | 1.00 | 22×35<br>25×30 | 1.05 | 25×35<br>30×30 | 1.15 | 25×40<br>30×35          | 1.20         | 25×50<br>30×40                   | 1.30                         |
| 270(271)        | 22×25          | 0.80 | 22×30          | 1.17 | 25×30          | 1.25 | 30×35          | 1.30 | 30×40                   | 1.35         | 30×30<br>30×35<br>30×45<br>30×25 | 1.30<br>1.50<br>1.50<br>1.50 |
| 330(331)        | 25×25          | 1.42 | 22×35<br>25×30 | 1.40 | 25×35<br>30×30 | 1.35 | 25×45<br>30×35 | 1.50 | 30×45<br>35×35          | 1.60         | 30×32<br>30×50<br>35×35<br>35×40 | 1.40<br>1.90<br>1.90<br>1.90 |
| 390(391)        | 22×30          | 1.45 | 25×35          | 1.45 | 30×35          | 1.45 | 30×40          | 1.65 | 35×40                   | 1.80         | 30×40<br>35×45                   | 1.50<br>1.90                 |
| 470(471)        | 22×35<br>25×30 | 1.63 | 22×40<br>25×35 | 1.55 | 25×50<br>30×40 | 1.65 | 30×45<br>35×35 | 1.80 | 30×45<br>35×45          | 1.98<br>2.10 | 35×40<br>35×50                   | 2.10<br>2.20                 |
| 560(561)        | 30×30          | 1.75 | 30×35          | 1.65 | 30×45          | 1.85 | 35×45          | 2.00 | 35×50                   | 2.30         | 35×60                            | 2.50                         |
| 680(681)        | 25×40<br>30×30 | 1.98 | 30×40<br>35×35 | 2.20 | 30×45<br>35×40 | 2.25 | 35×50          | 2.30 | 35×60                   | 2.45         | 35×60                            | 2.75                         |
| 820(821)        | 30×35          | 2.35 | 35×40          | 2.25 | 35×45          | 2.50 | 35×50          | 2.55 | 35×60                   | 2.60         |                                  |                              |
| 1000(102)       | 30×40<br>35×35 | 2.50 | 30×45<br>35×40 | 2.41 | 35×50          | 2.91 | 35×60          | 2.70 | 35×70                   | 2.80         | 35×70<br>35×80                   | 2.60<br>2.80                 |
| 1200(122)       | 35×40          | 2.87 | 35×45          | 2.75 | 35×60          | 3.30 |                |      |                         |              |                                  |                              |
| 1500(152)       | 30×50<br>35×40 | 3.57 | 30×60<br>35×50 | 3.45 |                |      |                |      |                         |              |                                  |                              |
| 1800(182)       | 35×50          | 4.15 | 35×60          | 4.00 |                |      |                |      |                         |              |                                  |                              |
| 2200(222)       | 35×60          | 4.65 | 35×60          | 4.50 |                |      |                |      |                         |              |                                  |                              |

(1)外形尺寸 Case Size D×L(mm)

(2)最大允许纹波电流 Max allowable ripple current (A rms +105℃,120Hz)

**6.1 客户料号与风华物料对照表 Customer P/N and Fenghua P/N collate list**

| 客户 P / N | 风华 P / N           |
|----------|--------------------|
| --       | 8681VBMA060LWN0110 |






## 7. 包装 PACKING

### 7.1 盖板产品包装标准:

| 产品尺寸       | 纸盒     | 隔卡    | 数量/盒<br>(只) | 外箱  | 盒/<br>箱 | 数量/箱<br>(只) | 备注   |
|------------|--------|-------|-------------|-----|---------|-------------|--|
| Φ 22X25~30 | D35-43 | F-224 | 135         | B-4 | 7       | 945         | 1、包装时将电容焊针朝上;<br>2、包装后需在电容面放一张 390*235mm<br>的负箔, 作放电用; |
| Φ 22X35~40 | D35-53 | F-225 |             |     | 6       | 810         |  |
| Φ 22X45~50 | D35-63 | F-226 |             |     | 5       | 675         |  |
| Φ 25X25~30 | D35-43 | F-254 | 105         |     | 7       | 735         |  |
| Φ 25X35~40 | D35-53 | F-255 |             |     | 6       | 630         |  |
| Φ 25X45~50 | D35-63 | F-256 |             |     | 5       | 525         |  |
| Φ 25X60    | D35-76 | F-257 |             |     | 4       | 420         |  |
| Φ 30X25~30 | D35-43 | F-304 | 75          |     | 7       | 525         |  |
| Φ 30X35~40 | D35-53 | F-305 |             |     | 6       | 450         |  |
| Φ 30X45~50 | D35-63 | F-306 |             |     | 5       | 375         |  |
| Φ 30X60    | D35-76 | F-307 |             |     | 4       | 300         |  |
| Φ 35X25~30 | D35-43 | F-354 | 60          |     | 7       | 420         |  |
| Φ 35X35~40 | D35-53 | F-355 |             | 6   | 360     |             |  |
| Φ 35X45~50 | D35-63 | F-356 |             | 5   | 300     |             |  |
| Φ 35X60    | D35-76 | F-357 |             | 4   | 240     |             |  |
| Φ 35X70~80 | D35-80 | F-358 |             | 3   | 180     |             |  |



### 7.2 内包装标签 PACKING LABEL



规格、尺寸 Specification and dimensions

批号的填写 LOT:

类别 年份 月份 日期 区别号  
 Sort Year Month Date Discriminate mark

流传单号码  
 Sequence number

(标签示例)



7.3 装箱标签粘贴标准:



7.4 外箱打包标准:



7.6 外包装箱不干胶标签，实用尺寸为 167.5mmX97.5mm。

The dimension of the label on the carton is 167.5mmX97.5mm



(标签示例)

8. 贮存方法 STORAGE METHODS

8.1 请保管在室温 5~35℃，湿度 75% 以下的环境。

We recommend the following conditions for storage: Ambient temperature: 5~35℃, Ambient humidity: Less than 75% RH ;

(1)产品储存期限: ≤12 个月; Storage life: ≤12 months;

(2)产品储存期限超 12 个月时, 需充电后再使用; If storage life time is over 12 months, the products need to be recharged;

(3)产品储存时间超过 3 年的应报废处理; If storage life time is over three years, the product need to be discarded;

(4)库存有效期以套管上印刷的时间开始计算; Expiry date: calculating from the date marked on the sleeve;

(5)请尽量以包装状态保管; Please keep capacitors in the original package;

(6)请避免在以下环境中保管: Avoid storing the capacitors under such circumstances:

\*① 溅水、高温高湿及结露的环境。Environment of water splashing, high temperature, high humidity and dewing;

\* 溅油、或者充满气体油成分的环境。The environment that splashes oil, or is filled with gas oil;

\*③ 充满酸性有毒气体 (硫化氢、亚硫酸、亚硝酸、氯、溴、溴化甲烷等) 的环境。With full of acid toxic gases environment such as (hydrogen sulfide, sulfurous acid, nitrous acid, chlorine, bromine, methyl bromide, etc.)

8.2 当电容器长期储存后, 漏电流会升高, 温度越高, 漏电流上升越快, 因此应注意储存环境。如铝电解电容器的漏电流上升对电路有不良影响, 请在使用前充电处理。

Leakage current tends to increase when capacitors have been stored for long period of time. The higher temperature, the higher leakage current increase. Please take caution when selecting the storage location. The leakage decrease gradually as voltage is applied to the capacitor. The capacitor is subjected to aging before using, leakage may cause problems in the circuit.

8.3 如果没有其他规定, 标准的测试、检验环境条件如下所示: 环境温度: 5 至 35℃; 相对湿度: 45 至 75%; 大气压力: 86kpa 至 106kpa。如果对测试结果有异议, 可以在以下条件测试:

环境温度: 25±2℃; 相对湿度: 60 至 70%; 大气压力: 86kpa 至 106kpa。



Unless otherwise specified, the standard range of atmospheric conditions for making measurements and tests are as follows.

Ambient temperature: 5 to 35°C Relative humidity: 45 to 75% Air pressure: 86kpa to 106kpa.

If there may be doubt on the results, measurements shall be made within the following limits.

Ambient temperature: 25±2°C Relative humidity: 60 to 70% Air pressure: 86kpa to 106kpa.

## 9. 其它说明 OTHERS

### 9.1 铝电解电容器使用注意事项 Important information on the application of aluminium electrolytic capacitors

#### (1). 直流铝电解电容器应按正确的极性使用 DC electrolytic capacitors are polarized

当直流铝电解电容器被反极性接入电路时, 电容器会导致电子线路短路, 由此产生的电流会引致电容器损坏。若电路中有可能在负引线施加正极电压, 请选用无极性产品。

When reverse voltage is applied on DC electrolytic capacitor, the capacitor will become short-circuited please use non-polarized capacitors in the circuit or the capacitor will be damage due to abnormal current flows through the capacitors since the circuit where the positive voltage may be applied to the cathode terminal.

#### (2). 在额定工作电压以下作用 Use capacitor within rated voltage

当电容器上所施加电压高于额定工作电压时, 电容器的漏电流将上升, 其电气特性将在短时期内劣化直至损坏。请注意电压峰值勿超出额定工作电压。

When capacitor is used at higher voltage than the rated voltage, leakage current increases, characteristics drastically deteriorate and damage in a short period may occur as a result. Please take extra caution that the peak voltage should not exceed the rated voltage.

#### (3). 作快速充放电使用 Charge and discharge application.

当常规电容器被用作快速充电用途。其使用寿命可能会因为容量下降, 温度急剧上升等而缩减

When aluminum electrolytic capacitors for general purpose are employed in rapid charge and discharge application, its life may be shorted by capacitance decreasing, heat rising, etc.

#### (4). 电容器贮存 Store the capacitor.

当铝电解电容器作了长期贮存后, 其漏电流通常升高, 贮存温度愈高, 漏电流上升愈快。因此应注意贮存环境的选择, 在电容器上施加电压后, 漏电流值将不断下降, 在铝电解电容器的漏电流值上升对电路有不良影响的, 请在使用前充电处理。

I creased leakage current is common in aluminum capacitors which have been stored for long period of time. The Higher the storage temperature, the higher the leakage current increase, therefore please take precautions concerning the storage location. The leakage current decreases gradually as voltage is applied to the capacitor. In cases where increased leakage current causes problems in the circuit, apply voltage (aging) before using.

#### (5). 施加纹波电流应小于额定值 Ripple current applied to capacitor should not exceed the rated value.

施加纹波电流超过额定值后, 会导致电容器体过热, 容量下降, 寿命缩短。所施加纹波电压的峰值应小于额定工作电压。

Excessive heat will reduce capacitance and result in shortened life of capacitor if ripple currents exceeding the specified rated value are applied. The peak value of the ripple voltage should be less than the rated voltage.

#### (6). 使用环境温度 Ambient temperature.

铝电解电容器的使用寿命会受到环境温度的影响。据科学统计, 使用环境温度下降 10°C 其使用寿命增加 1 倍。

Its ambient temperature closely affects the life of an aluminum electrolytic capacitor. It is generally stated, that life doubles for each 10°C decrease in temperature.

#### (7). 引出线强度 Lead stress

当拉力施加到电容器引出线, 该拉力将作用于电容器内部, 这将导致电容器内部短路, 开路或漏电流上升。在电容器焊装到电路板, 请勿强烈摇动电容器。

When a strong force is applied to the lead wires or terminals, stress is put on the internal connections. This may result in short circuit, open circuit or increased leakage current. It is not advisable to bend or handle a capacitor after it has been soldered to the PCB board.

#### (8). 焊接过程耐热性 Heat resistance at the soldering process

铝电解电容器装至电路板进行浸焊或波峰焊时, 其塑料套管可能因焊接时间过长、温度过高而发生破裂或二次收缩。

In the dip soldering process of PCB board with aluminum electrolytic capacitors mounted, secondary shrinkage or crack of PVC sleeve may be observed when solder temperature is too high or dipping time is too long.

#### (9). 电路板的安装孔距及安装位置 Hole pitch and position of PCB board.

电路板安装孔的设计应与产品说明书的引线脚距相一致, 如果将电容器强行插入孔距不配套的电路板, 那么会有应力作用于引出线, 这将导致短路或漏电流上升。

PCB board must be designed so its hole coincides with the lead pitch (lead spacing) of the capacitor specified by the catalog or specifications. When a capacitor is forcibly inserted into an unmatched hole, a stress is put on the leads. This could result in a short circuit or increased leakage current. (10). 铝电解电容可能会有残留电压, 请在使用前对电容器进行放电。

Aluminum electrolytic capacitor may have residual voltage, please discharge the capacitor before use.

### 9.2 本产品不含铅、镉等元素 This product does not include Plumbum or Cadmium.