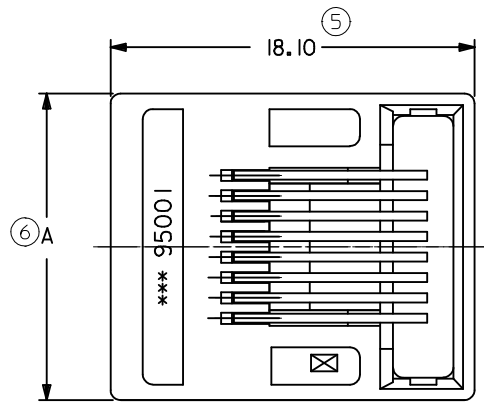
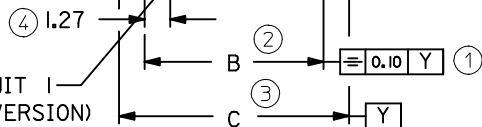


**6 & 8 VERSIONS**

8 VERSION SHOWN

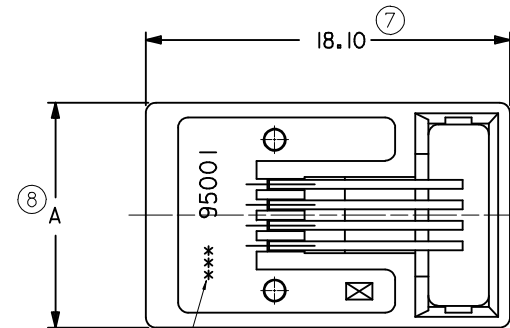
CIRCUIT 1  
(8 CKTS VERSION)

CIRCUIT 1  
(6 CKTS VERSION)



VIEW Z

**4 VERSION ONLY**



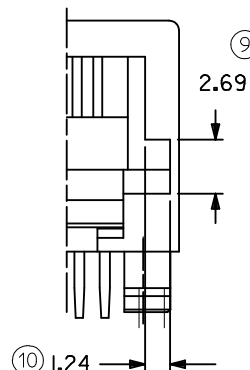
NOTE 5

**NOTES :**

**1- MATERIAL:**

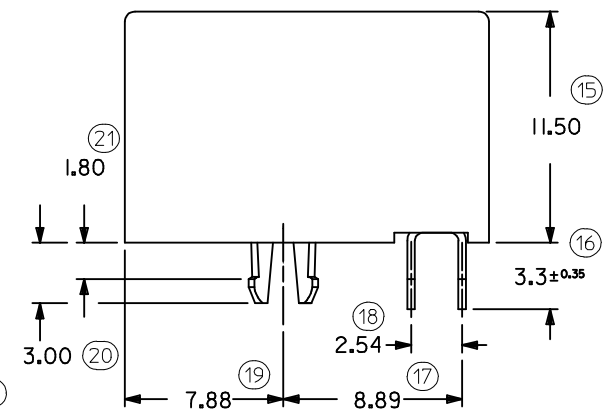
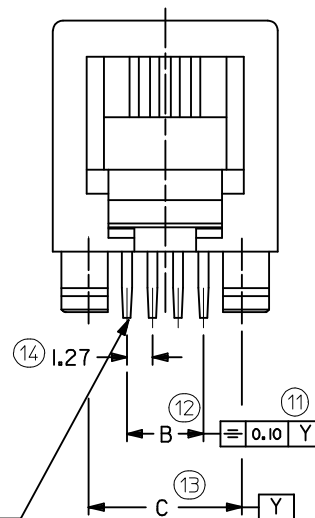
- HOUSING: LCP GLASS FILLED UL 94V-0, COLOUR BLACK.
- TERMINAL: COPPER ALLOY
- BASE FINISH: NICKEL
- CONTACT SURFACE FINISH:  
GOLD  
OR  
GOLD FLASH OVER PALLADIUM NICKEL.

- 2- JACK FOR MATING WITH F.C.C. 68 PLUGS 90075 MOLEX SERIES.
- 3- PRODUCT SPECIFICATION PS-95501.
- 4- PACKAGING SPECIFICATION PK-95001: STANDARD PACKAGING SHEET 1. SPECIAL PACKAGING SHEET 2. TUBE PACKAGING SHEET 3.
- 5- MANUFACTURING I.D. CAN BE EITHER MXF, MG OR MXI.
- 6- RECOMMENDED PCB THICKNESS: 1.57mm  
INSPECTION NUMBERS USED: 1 - 50  
LAST INSPECTION NUMBER: 21



OPTIONAL  
KEYING

CIRCUIT 1  
(4 CKTS VERSION)



DIM.	TYPE	POS. 4		POS. 6		POS. 8
		4 CKTS.	4 CKTS.	6 CKTS.	8 CKTS.	8 CKTS.
A		11.18	13.21	13.21	15.24	
C		7.62	10.16	10.16	11.43	
B		3.81	3.81	6.35	8.89	

**MODIFIED NOTES.**

EC NO: IPG2012-0602	2012/03/30
DRW:DBYRNES	2012/03/30
CHKD:MSHAHAN	2012/03/30
APPR:EFOLAN	2012/06/26

QUALITY SYMBOLS	DESCRIPTION
▽ = 0	
∇ = 0	

GENERAL TOLERANCES (UNLESS SPECIFIED)	
	mm INCH
4 PLACES	± --- ± ---
3 PLACES	± --- ± ---
2 PLACES	± 0.15 ± ---
1 PLACE	± 0.25 ± ---
ANGULAR ± ---°	

DRAFT WHERE APPLICABLE  
MUST REMAIN  
WITHIN DIMENSIONS

DIMENSION STYLE	
MM ONLY	
DRAWN BY	DATE
DBYRNES	2006/08/02
CHECKED BY	DATE
EOMAHONY	2006/08/12
APPROVED BY	DATE
EOMAHONY	2006/08/12
MATERIAL NO.	
SEE CHART, SHEETS 4 & 5	

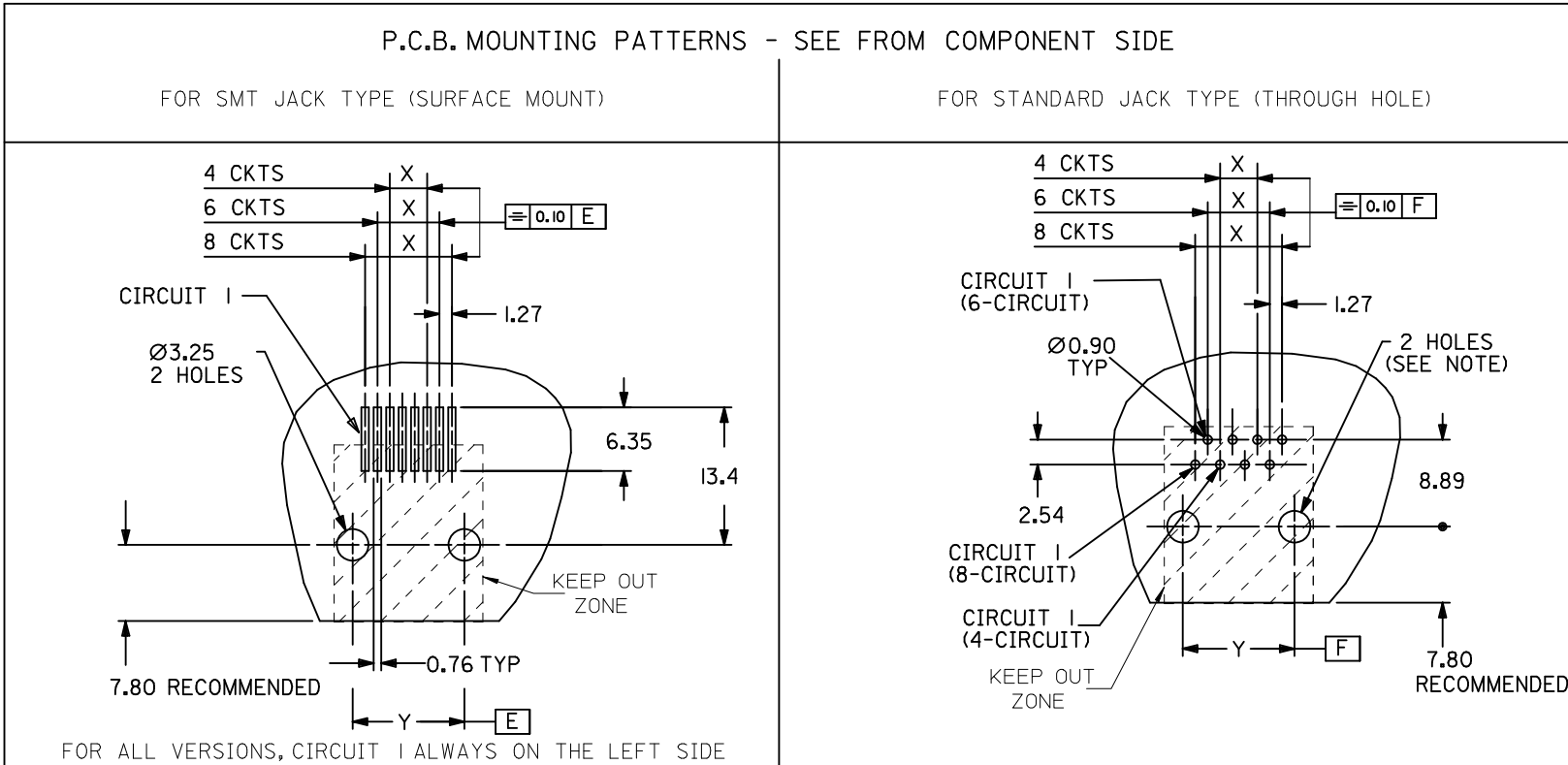
SCALE	DESIGN UNITS	THIRD ANGLE PROJECTION
4:1	METRIC	
TITLE		
R/A LOW PROFILE PC JACK 4,6,8 CKTS SIZE THROUGH HOLE VERSION		
MOLEX MOLEX INCORPORATED		
MATERIAL NO.	DOCUMENT NO.	SHEET NO.
	SD-95501-001	1 OF 5
THIS DRAWING CONTAINS INFORMATION THAT IS PROPRIETARY TO MOLEX INCORPORATED AND SHOULD NOT BE USED WITHOUT WRITTEN PERMISSION		

TYPE \ DIM.	POS. 4	POS. 6		POS. 8
	4 CKTS.	4 CKTS.	6 CKTS.	8 CKTS.
Y ±0.05	7.62	10.16	10.16	11.43
X ±0.05	3.81	3.81	6.35	8.89

P.C.B. MOUNTING PATTERNS - SEE FROM COMPONENT SIDE

FOR SMT JACK TYPE (SURFACE MOUNT)

FOR STANDARD JACK TYPE (THROUGH HOLE)



FOR ALL VERSIONS, CIRCUIT 1 ALWAYS ON THE LEFT SIDE

**NOTE:**  
 FOR CONVECTION SOLDERING: DIA 3.25±0.05  
 FOR WAVE SOLDERING: DIA 3.20±0.10  
 ALL DIMENSIONS REF DIMENSIONS

REMOVED INCHES EC NO: E2012-0079 DRWN: JOCONNOR 2011/02/23 CHKD: APPR: EFOLAN 2011/09/28	QUALITY SYMBOLS	GENERAL TOLERANCES (UNLESS SPECIFIED)	DIMENSION STYLE	SCALE	DESIGN UNITS	THIRD ANGLE PROJECTION
	▽=0 ◻=0	mm    INCH 4 PLACES ± --- ± --- 3 PLACES ± --- ± --- 2 PLACES ± 0.15 ± --- 1 PLACE ± 0.25 ± --- ANGULAR ± ---°	MM ONLY	2:1	METRIC	
			DRAWN BY: DBYRNES    DATE: 2006/08/02	TITLE: R/A LOW PROFILE JACK PC JACK 4,6,8 CKT SIZE SMT AND STANDARD VERSION		
			CHECKED BY: EOMAHONY    DATE: 2006/08/12	MOLEX INCORPORATED		
		APPROVED BY: EOMAHONY    DATE: 2006/08/12	DOCUMENT NO. SD-95501-001			
		MATERIAL NO.	SHEET NO. 3 OF 5			
		DRAFT WHERE APPLICABLE MUST REMAIN WITHIN DIMENSIONS	THIS DRAWING CONTAINS INFORMATION THAT IS PROPRIETARY TO MOLEX INCORPORATED AND SHOULD NOT BE USED WITHOUT WRITTEN PERMISSION			

# STANDARD PACKAGING OPEN TRAY ,SEE PACKAGING SPEC PK95001 SHEET 1

PART NO FOR JACK ASSEMBLY  
THROUGH HOLE VERSION

LCP GLASS FILED 94V0,COLOR BLACK.

HOUSING SIZE	LOADED CONTACTS
4	4
6	4
6	6
8	8

NO KEY	TOOLED	KEY	TOOLED		TOOLED		TOOLED
NOT RIBBED	TOOLED	NOT RIBBED	TOOLED		TOOLED		TOOLED
95501-244	X						
95501-264	X						
95501-266	X						
95501-288	X	95501-2882	X				

<b>REMOVED OPTIONS</b> EC NO: IPG2012-060Z DRW:DBYRNES 2012/03/30 CHKD:MSHAHAN 2012/03/30 APPR:EFOLAN 2012/06/26	QUALITY SYMBOLS	GENERAL TOLERANCES (UNLESS SPECIFIED)	DIMENSION STYLE	SCALE	DESIGN UNITS	THIRD ANGLE PROJECTION
	▼=0 □=0	mm INCH	MM ONLY	---	METRIC	
		4 PLACES ± --- ± --- 3 PLACES ± --- ± --- 2 PLACES ± --- ± --- 1 PLACE ± --- ± --- ANGULAR ± ---°	DRAWN BY: DBYRNES DATE: 2006/08/02 CHECKED BY: EOMAHONY DATE: 2006/08/12 APPROVED BY: EOMAHONY DATE: 2006/08/12	TITLE: LOW PROFILE R/A JACK STANDARD T/HOLE VERSION STANDARD OPEN TRAY VERS MOLEX INCORPORATED		
		DRAFT WHERE APPLICABLE MUST REMAIN WITHIN DIMENSIONS	MATERIAL NO. SEE CHART DOCUMENT NO. SD-95501-001 SHEET NO. 4 OF 5			