



DATA SHEET

● DEVICE NUMBER: BL-B6339

DATE	SHEET										CONTENTS
	1	2	3								
2007.11.22.	1.0	1.0	1.0								Original Released

佰鴻工業股份有限公司
 BRIGHT LED ELECTRONICS CORP.
 台北縣板橋市和平路 19 號 3 樓
 3F., No. 19, Ho Ping Road, Pan Chiao City,
 Taipei, Taiwan, R. O. C.
 Tel: 886-2-29591090
 Fax: 886-2-29547006/29558809
www.brtleds.com

APPROVED	DRAWER
馬駿	危燕紅

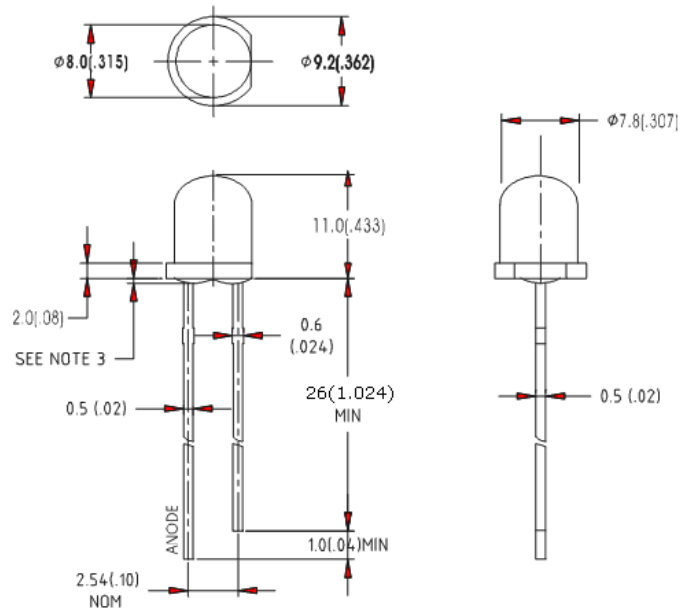
● Features:

1. Chip material: GaAlAs.
2. Emitted color: Super Red.
3. Lens appearance: Water Clear.
4. Low power consumption.
5. High efficiency.
6. Versatile mounting on P.C. Board or panel.
7. Low current requirement.
8. This product doesn't contain restriction Substance, comply RoHS standard.

● Applications:

1. TV set.
2. Monitor.
3. Telephone.
4. Computer.
5. Circuit board.
6. Single or dual color graphic signs.
7. Message boards.
8. Variable message signs (VMS).
9. Commercial outdoor advertising.

● Package Dimensions:



NOTES:

1. All dimensions are in millimeters (inches).
2. Tolerance is ± 0.25 mm (0.01") unless otherwise specified.
3. Lead spacing is measured where the leads emerge from the package.
4. Specifications are subject to change without notice.

● Absolute Maximum Ratings(Ta=25°C)

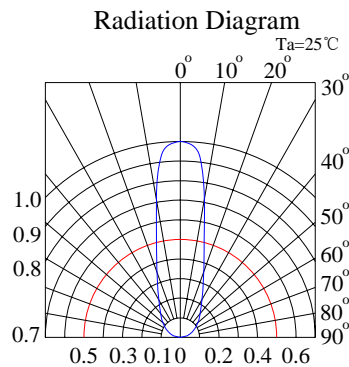
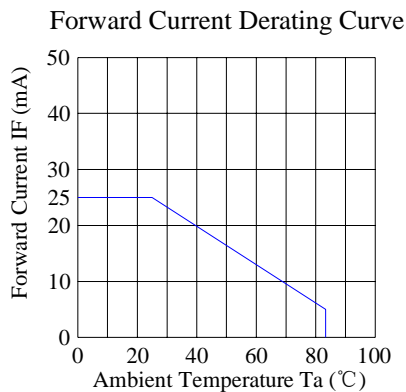
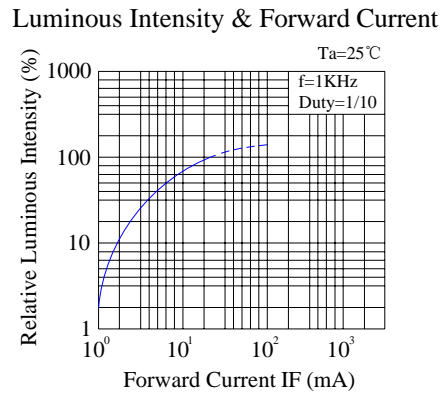
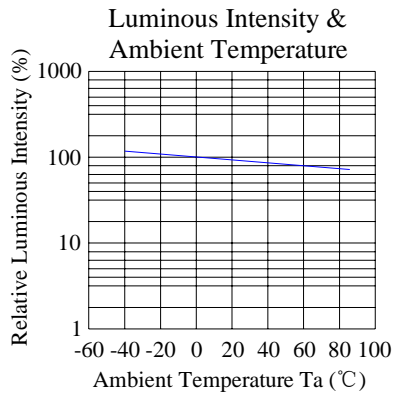
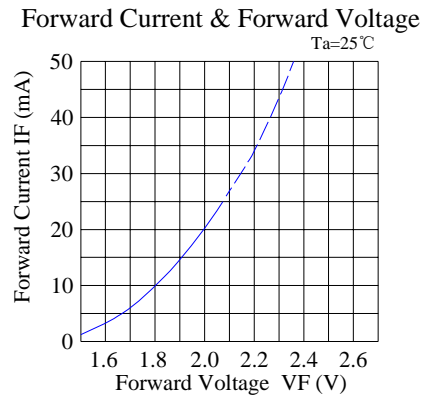
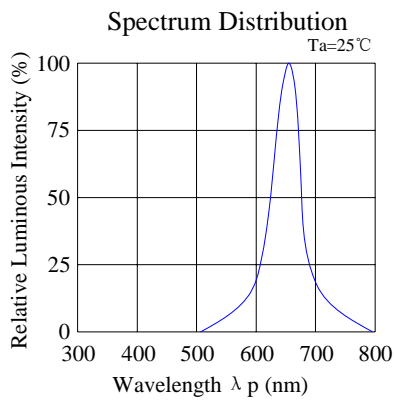
Parameter	Symbol	Rating	Unit
Power Dissipation	P _D	60	mW
Forward Current	I _F	25	mA
Peak Forward Current *1	I _{FP}	100	mA
Reverse Voltage	V _R	5	V
Operating Temperature	T _{opr}	-40°C~85°C	
Storage Temperature	T _{stg}	-40°C~100°C	
Soldering Temperature	T _{sol}	260°C max (for 5 seconds)	
Hand Soldering Temperature	T _{sol}	350°C max (for 3 seconds)	

*1Condition for I_{FP} is pulse of 1/10 duty and 0.1msec width.

● **Electrical and optical characteristics (Ta=25°C)**

Parameter	Symbol	Condition	Min.	Typ.	Max.	Unit
Forward Voltage	V_F	$I_F=20\text{mA}$	1.60	2.00	2.40	V
Luminous Intensity	I_v	$I_F=20\text{mA}$	40	80	-	mcd
Peak Emission Wavelength	λ_p	$I_F=20\text{mA}$	-	660	-	nm
Dominant Wavelength	λ_d	$I_F=20\text{mA}$	-	640	-	nm
Spectral Line Half-Width	$\Delta\lambda$	$I_F=20\text{mA}$	-	45	-	nm
Viewing Angle	$2\theta_{1/2}$	$I_F=20\text{mA}$	-	30	-	degree

● **Typical Electro-Optical Characteristics Curves**



● DIP soldering (Wave Soldering)

Preheating: 120°C, within 120~180sec.

Operation heating: 255°C ± 5°C within 5sec 260°C (Max).

Gradual cooling (Avoid quenching).

