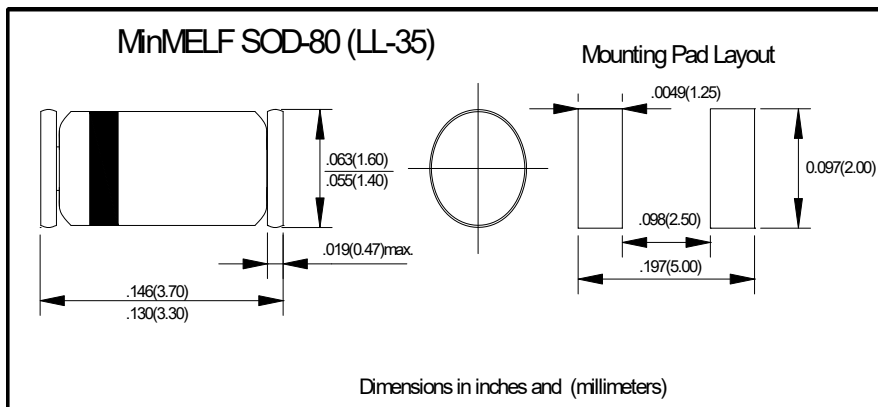


Zener Diodes



Features

- P_{tot} 500mW
- V_Z 2.4V-75V

Applications

- Stabilizing Voltage

■ Limiting Values (Absolute Maximum Rating)

Item	Symbol	Unit	Conditions	Max
Power dissipation	P_{tot}	mW	$T_L=25^\circ\text{C}$	500
Zener current	I_Z	mA	P_{tot}/V_Z	See Table
Maximum junction temperature	T_j	$^\circ\text{C}$		175
Storage temperature range	T_{stg}	$^\circ\text{C}$		-65 to +175

■ Electrical Characteristics ($T_a=25^\circ\text{C}$ Unless otherwise specified)

Item	Symbol	Unit	Conditions	Max
Thermal resistance	$R_{\theta JA}$	$^\circ\text{C}/\text{W}$	junction to ambient air	300
Forward voltage	V_F	V	$I_F=200\text{mA}$	1.5



BZV55C2V4 THRU BZV55C75

■Electrical Characteristics (T_A=25°C unless otherwise noted)

Part Number	Nominal Zener Voltage			Max. Zener Impedance				Max Reverse Leakage Current	
	VZ @ IZT			ZZT @ IZT		ZZK @ IZK		IR @ VR	
	Nom. V	Min. V	Max. V	Ω	mA	Ω	mA	uA	V
BZV55C2V4	2.4	2.28	2.56	85	5	600	1	50	1
BZV55C2V7	2.7	2.5	2.9	85	5	600	1	10	1
BZV55C3V0	3	2.8	3.2	85	5	600	1	4	1
BZV55C3V3	3.3	3.1	3.5	85	5	600	1	2	1
BZV55C3V6	3.6	3.4	3.8	85	5	600	1	2	1
BZV55C3V9	3.9	3.7	4.1	85	5	600	1	2	1
BZV55C4V3	4.3	4	4.6	75	5	600	1	1	1
BZV55C4V7	4.7	4.4	5	60	5	600	1	0.5	1
BZV55C5V1	5.1	4.8	5.4	35	5	550	1	0.1	1
BZV55C5V6	5.6	5.2	6	25	5	450	1	0.1	1
BZV55C6V2	6.2	5.8	6.6	10	5	200	1	0.1	2
BZV55C6V8	6.8	6.4	7.2	8	5	150	1	0.1	3
BZV55C7V5	7.5	7	7.9	7	5	50	1	0.1	5
BZV55C8V2	8.2	7.7	8.7	7	5	50	1	0.1	6
BZV55C9V1	9.1	8.5	9.6	10	5	50	1	0.1	7
BZV55C10	10	9.4	10.6	15	5	70	1	0.1	7.5
BZV55C11	11	10.4	11.6	20	5	70	1	0.1	8.5
BZV55C12	12	11.4	12.7	20	5	90	1	0.1	9
BZV55C13	13	12.4	14.1	26	5	110	1	0.1	10
BZV55C15	15	13.8	15.6	30	5	110	1	0.1	11
BZV55C16	16	15.3	17.1	40	5	170	1	0.1	12
BZV55C18	18	16.8	19.1	50	5	170	1	0.1	14
BZV55C20	20	18.8	21.2	55	5	220	1	0.1	15
BZV55C22	22	20.8	23.3	55	5	220	1	0.1	17
BZV55C24	24	22.8	25.6	80	5	220	1	0.1	18
BZV55C27	27	25.1	28.9	80	5	220	1	0.1	20
BZV55C30	30	28	32	80	5	220	1	0.1	22
BZV55C33	33	31	35	80	5	220	1	0.1	24
BZV55C36	36	34	38	80	5	220	1	0.1	27
BZV55C39	39	37	41	90	2.5	500	1	0.1	30
BZV55C43	43	40	46	90	2.5	600	1	0.1	33
BZV55C47	47	44	50	110	2.5	700	1	0.1	36
BZV55C51	51	48	54	125	2.5	700	0.5	0.1	39
BZV55C56	56	52	60	135	2.5	1000	0.5	0.1	43
BZV55C62	62	58	66	150	2.5	1000	0.5	0.1	47
BZV55C68	68	64	72	200	2.5	1000	0.5	0.1	51
BZV55C75	75	70	79	250	2.5	1500	0.5	0.1	56



BZV55C2V4 THRU BZV55C75

Ordering Information (Example)

PREFERRED P/N	PACKING CODE	UNIT WEIGHT(g)	MINIMUM PACKAGE(pcs)	INNER BOX QUANTITY(pcs)	OUTER CARTON QUANTITY(pcs)	DELIVERY MODE
BZV55C2V4 THRU BZV55C75	F1	Approximate 0.58	10000	10000	50000	7" reel

Characteristics (Typical)

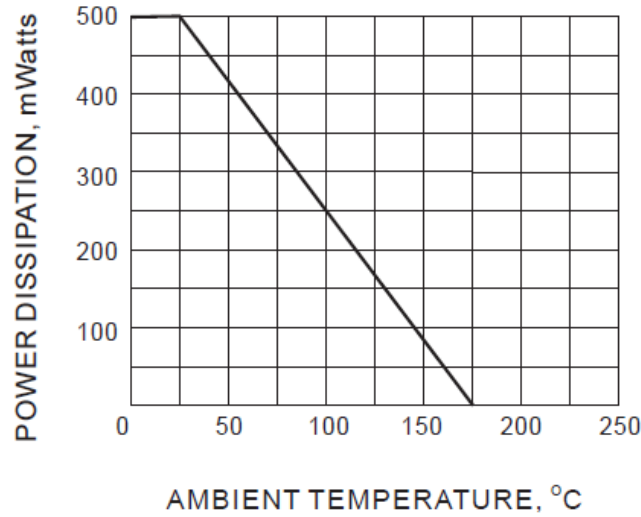
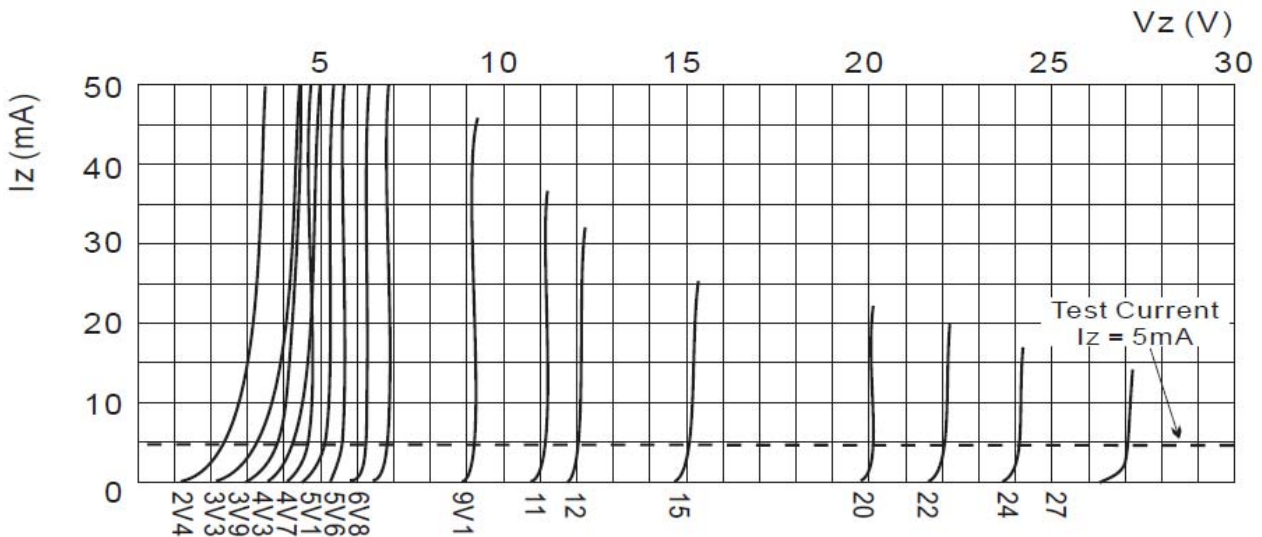


Fig-2 Breakdown Characteristic





BZV55C2V4 THRU BZV55C75

Disclaimer

The information presented in this document is for reference only. Yangzhou Yangjie Electronic Technology Co., Ltd. reserves the right to make changes without notice for the specification of the products displayed herein to improve reliability, function or design or otherwise.

The product listed herein is designed to be used with ordinary electronic equipment or devices, and not designed to be used with equipment or devices which require high level of reliability and the malfunction of which would directly endanger human life (such as medical instruments, transportation equipment, aerospace machinery, nuclear-reactor controllers, fuel controllers and other safety devices), Yangjie or anyone on its behalf, assumes no responsibility or liability for any damages resulting from such improper use of sale.

This publication supersedes & replaces all information previously supplied. For additional information, please visit our website [http:// www.21yangjie.com](http://www.21yangjie.com) , or consult your nearest Yangjie's sales office for further assistance.