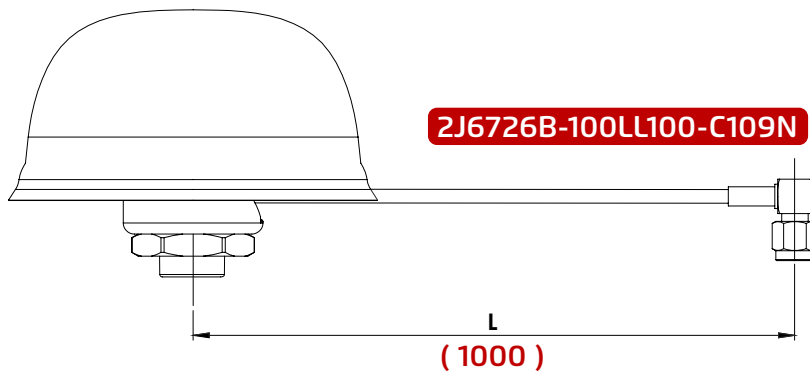
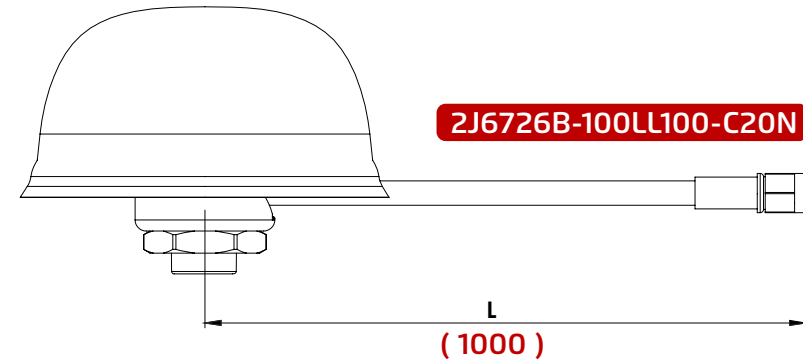
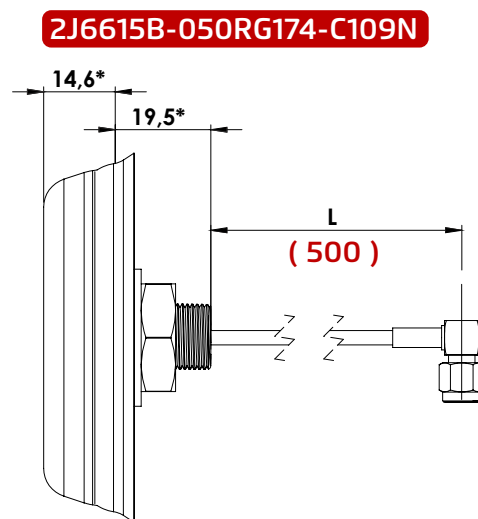
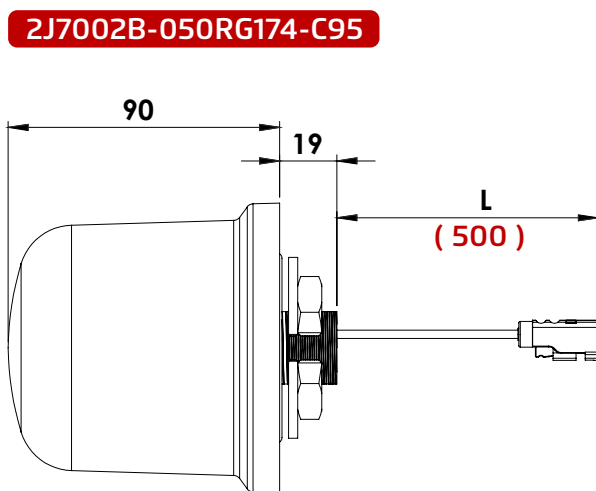


External Single and Combination Antenna with Cable assembly

- Center of automotive nut to end of straight connector or to center pin for right angle and micro-coax connector.



- Antenna base exit to end of straight connector or to center pin for right angle and micro-coax connector.



*L = CABLE LENGTH (in mm)

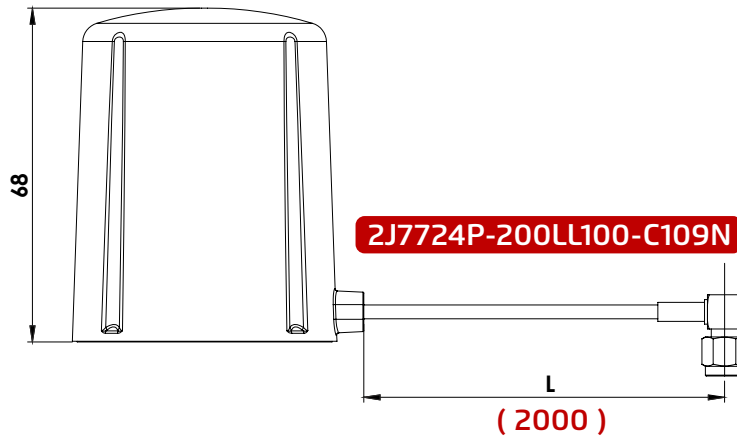
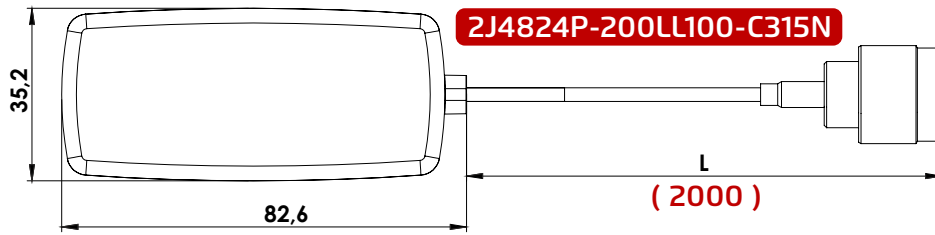
2J ANTENNAS USA, CORP
5744 Pacific Center Blvd, Suite 311
San Diego, CA 92121, USA
☎ +1 (858) 465-6262
✉ sales@2j-antennasusa.com
🌐 www.2j-antennasusa.com

2J ANTENNAS UK, LTD
7 The Briars, Waterberry Drive
Waterlooville, Hampshire, P07 7YH, UK
☎ +44 (0) 2394 001 023
✉ salesuk@2j-antennae.com
🌐 www.2j-antennae.com

2J ANTENNAS, S.R.O.
Stefanikova 61
085 01, Bardejov, Slovakia
☎ +421 (54) 488-0130
✉ sales@2j-antennae.com
🌐 www.2j-antennae.com

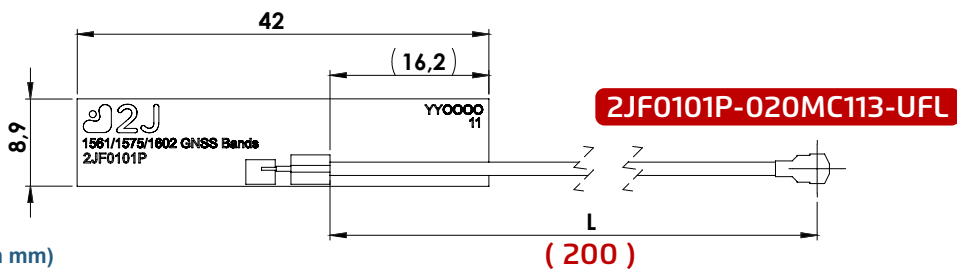
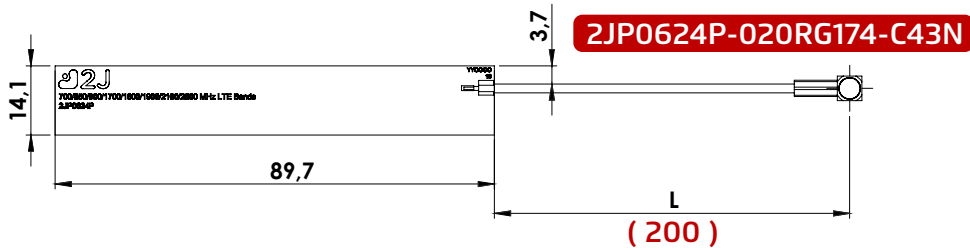
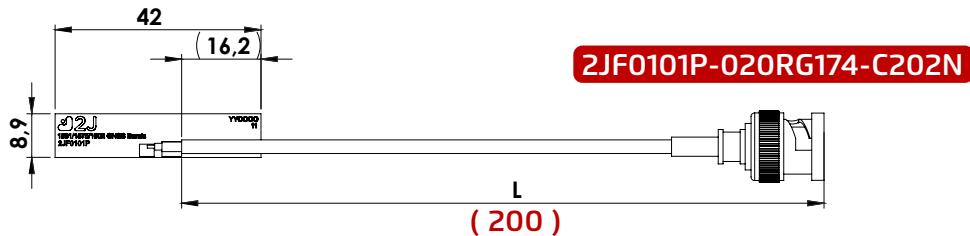


- Antenna radome exit to end of straight connector or to center pin for right angle and micro-coax connector.



Internal Adhesive Mount Flexible and Rigid Antenna with Cable Assembly

- Cable jacket to the end of straight connector or to center pin for right angle and micro-coax connector.



*L = CABLE LENGTH (in mm)

2J ANTENNAS USA, CORP
5744 Pacific Center Blvd, Suite 311
San Diego, CA 92121, USA

+1 (858) 465-6262

sales@2j-antennasusa.com

www.2j-antennasusa.com

2J ANTENNAS UK, LTD
7 The Briars, Waterberry Drive
Waterlooville, Hampshire, P07 7YH, UK

+44 (0) 2394 001 023

salesuk@2j-antennae.com

www.2j-antennae.com

2J ANTENNAS, S.R.O.
Stefanikova 61
085 01, Bardejov, Slovakia

+421 (54) 488-0130

sales@2j-antennae.com

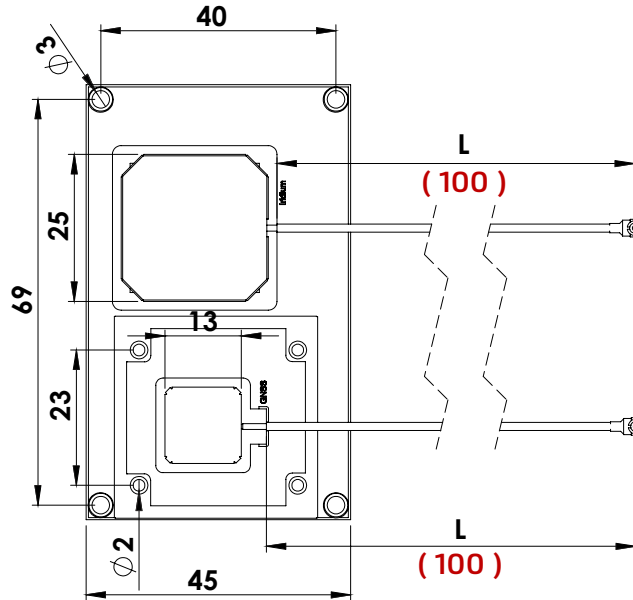
www.2j-antennae.com



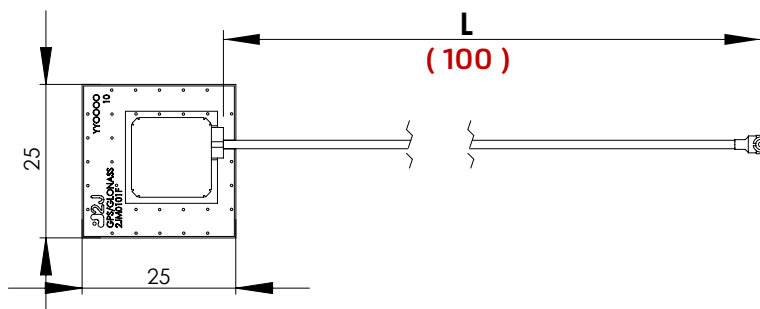
Internal Passive and Active Ceramic Patch with Cable Assembly

- Cable jacket to the end of straight connector or to center pin for right angle and micro-coax connector.

2JPO133GF-010MC137-UFL_UFL



2JM0301GF-010MC113-UFL



*L = CABLE LENGTH (in mm)

2J ANTENNAS USA, CORP
5744 Pacific Center Blvd, Suite 311
San Diego, CA 92121, USA
+1 (858) 465-6262
sales@2j-antennasusa.com
www.2j-antennasusa.com

2J ANTENNAS UK, LTD
7 The Briars, Waterberry Drive
Waterlooville, Hampshire, P07 7YH, UK
+44 (0) 2394 001 023
salesuk@2j-antennae.com
www.2j-antennae.com

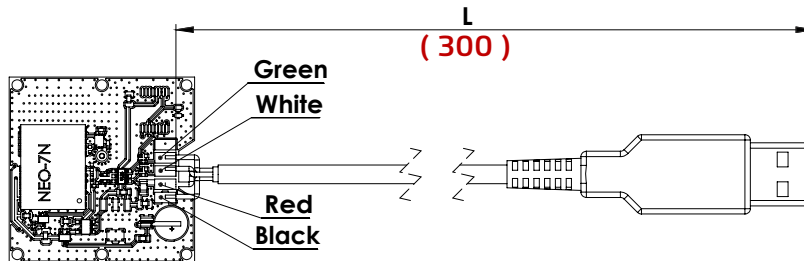
2J ANTENNAS, S.R.O.
Stefanikova 61
085 01, Bardejov, Slovakia
+421 (54) 488-0130
sales@2j-antennae.com
www.2j-antennae.com



Internal GNSS Antenna Receiver with Cable Assembly

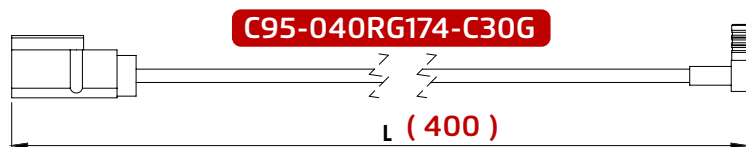
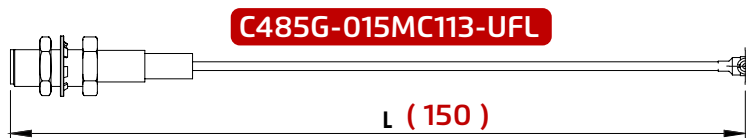
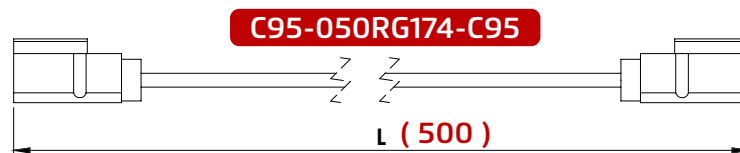
- Solder pad edge to the end of straight connector.

2JR02ai2-030UL2725-USB

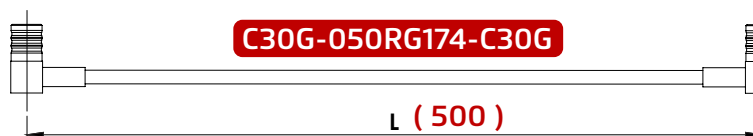
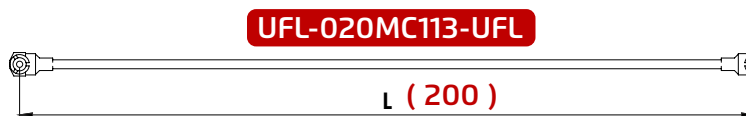


Connector to Connector Cable Assembly

- End to end of straight connector or to center pin for right angle and micro-coax connectors.



- Center pin to center pin for right angle and micro-coax connectors.



*L = CABLE LENGTH (in mm)

2J ANTENNAS USA, CORP
5744 Pacific Center Blvd, Suite 311
San Diego, CA 92121, USA

+1 (858) 465-6262

sales@2j-antennasusa.com

www.2j-antennasusa.com

2J ANTENNAS UK, LTD
7 The Briars, Waterberry Drive
Waterlooville, Hampshire, P07 7YH, UK

+44 (0) 2394 001 023

salesuk@2j-antennae.com

www.2j-antennae.com

2J ANTENNAS, S.R.O.
Stefanikova 61
085 01, Bardejov, Slovakia

+421 (54) 488-0130

sales@2j-antennae.com

www.2j-antennae.com

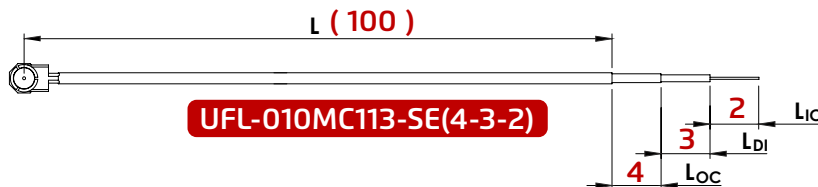


Stripped-end to Connector Cable Assembly

- Cable jacket to end of straight connector or to center pin for right angle and micro-coax connectors.

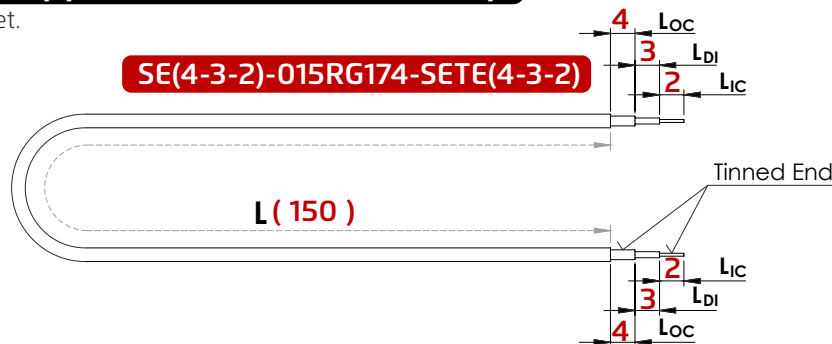


L_{IC} = Length of Inner Conductor
 L_{DI} = Length of Dielectric
 L_{OC} = Length of Outer Conductor



Stripped-end to Stripped-end Cable Assembly

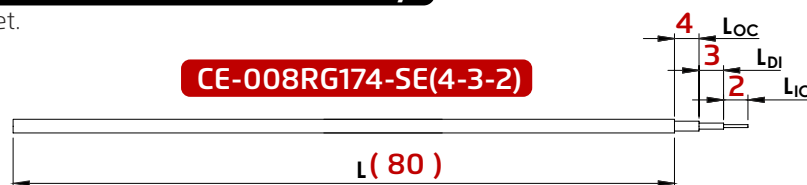
- Cable jacket to cable jacket.



L_{IC} = Length of Inner Conductor
 L_{DI} = Length of Dielectric
 L_{OC} = Length of Outer Conductor

Cut-end to Stripped-end Cable Assembly

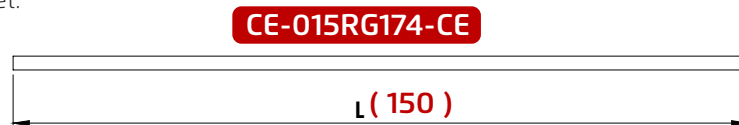
- Cable jacket to cable jacket.



L_{IC} = Length of Inner Conductor
 L_{DI} = Length of Dielectric
 L_{OC} = Length of Outer Conductor

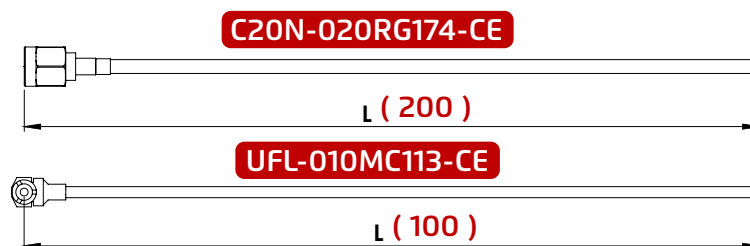
Cut-end to Cut-end Cable Assembly

- Cable jacket to cable jacket.



Cut-end to Connector Cable Assembly

- Cut-end to end of straight connectors or to center pin for right angle and micro-coax connectors.



*L = CABLE LENGTH (in mm)

2J ANTENNAS USA, CORP
 5744 Pacific Center Blvd, Suite 311
 San Diego, CA 92121, USA

+1 (858) 465-6262

sales@2j-antennasusa.com

www.2j-antennasusa.com

2J ANTENNAS UK, LTD
 7 The Briars, Waterberry Drive
 Waterlooville, Hampshire, PO7 7YH, UK

+44 (0) 2394 001 023

salesuk@2j-antennae.com

www.2j-antennae.com

2J ANTENNAS, S.R.O.
 Stefanikova 61
 085 01, Bardejov, Slovakia

+421 (54) 488-0130

sales@2j-antennae.com

www.2j-antennae.com



Cable Assembly Tolerances

LENGTH (mm)	TOLERANCE +/-
0 to 49	1
50 to 99	2
100 to 499	3
500 to 999	5
1,000 to 2,999	20
3,000 to 4,999	30
5,000 to 9,999	40
10,000 or More	50

*L = CABLE LENGTH (in mm)

2J ANTENNAS USA, CORP

5744 Pacific Center Blvd, Suite 311
San Diego, CA 92121, USA

+1 (858) 465-6262

sales@2j-antennasusa.com

www.2j-antennasusa.com



2J ANTENNAS UK, LTD

7 The Briars, Waterberry Drive
Waterlooville, Hampshire, P07 7YH, UK

+44 (0) 2394 001 023

salesuk@2j-antennae.com

www.2j-antennae.com

2J ANTENNAS, S.R.O.

Stefanikova 61
085 01, Bardejov, Slovakia

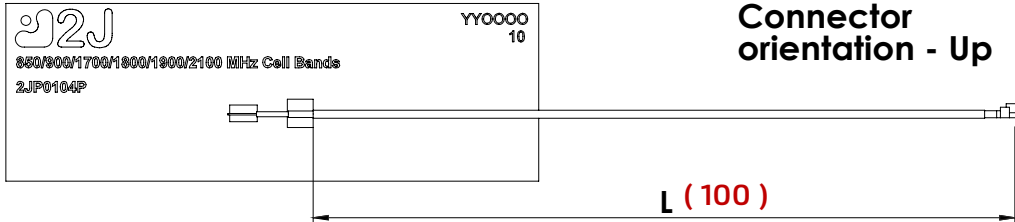
+421 (54) 488-0130

sales@2j-antennae.com

www.2j-antennae.com

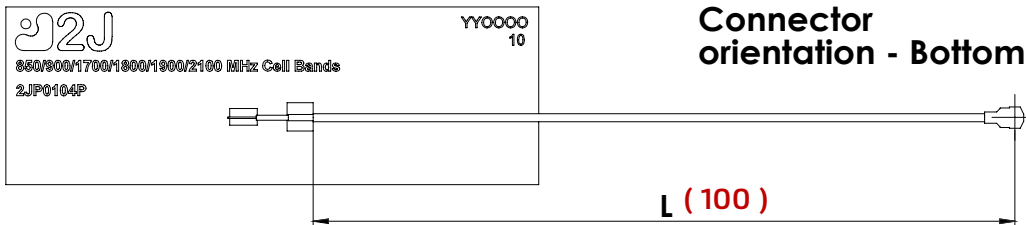
Connector orientation - PCB products

2JP0104P-010MC137-UFL_UP

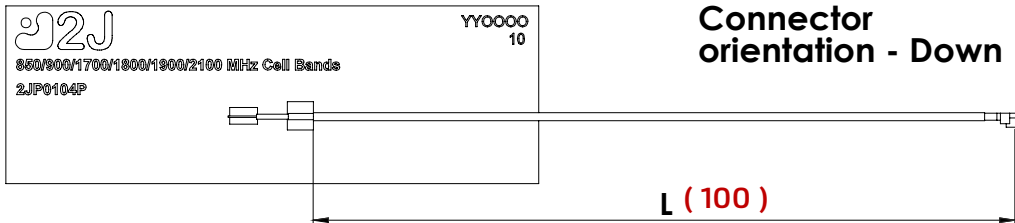


2JP0104P-010MC137-UFL

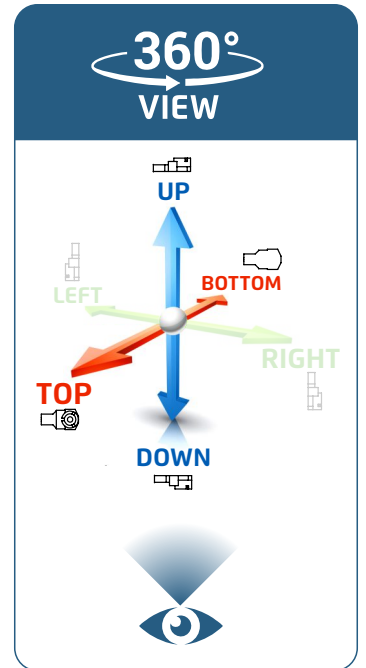
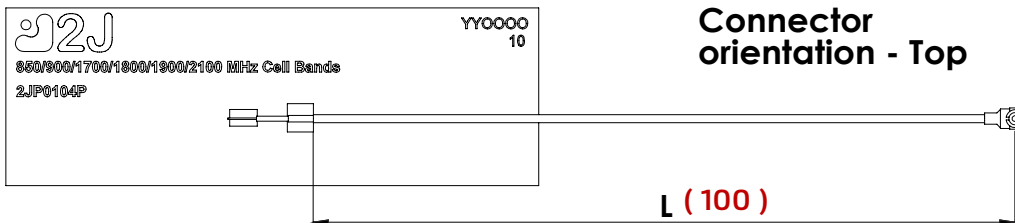
*Bottom orientation is Default option which has no suffix indicated connector orientation at the end of part number if not special defined by customer




2JP0104P-010MC137-UFL_DOWN



2JP0104P-010MC137-UFL_TOP



To set correct connector orientation, always look to product in direction from Left to Right.



*L = CABLE LENGTH (in mm)

2J ANTENNAS USA, CORP
5744 Pacific Center Blvd, Suite 311
San Diego, CA 92121, USA

+1 (858) 465-6262

sales@2j-antennasusa.com

www.2j-antennasusa.com

2J ANTENNAS UK, LTD
7 The Briars, Waterberry Drive
Waterlooville, Hampshire, P07 7YH, UK

+44 (0) 2394 001 023

salesuk@2j-antennae.com

www.2j-antennae.com

2J ANTENNAS, S.R.O.
Stefanikova 61
085 01, Bardejov, Slovakia

+421 (54) 488-0130

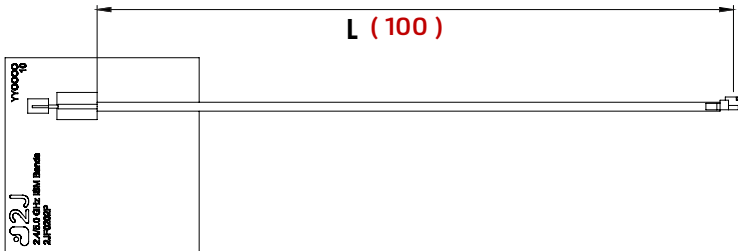
sales@2j-antennae.com

www.2j-antennae.com



Connector orientation - PCB products

2JF0202P-010MC137-UFL_UP

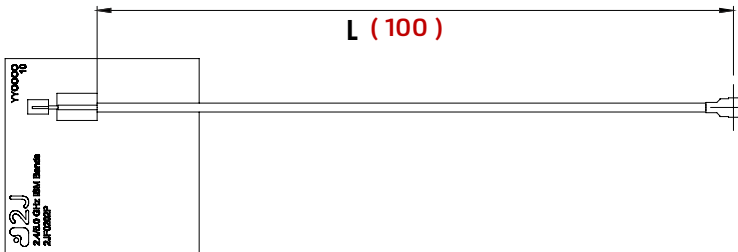


Connector orientation - Up



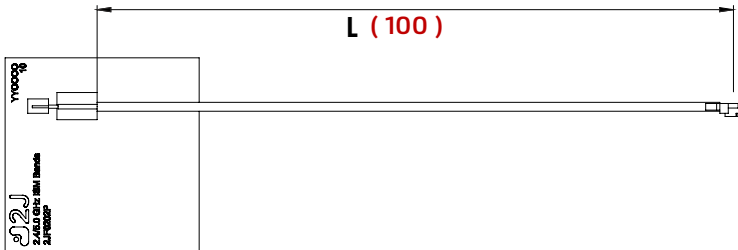
2JF0202P-010MC137-UFL

*Bottom orientation is Default option which has no suffix indicated connector orientation at the end of part number if not special defined by customer



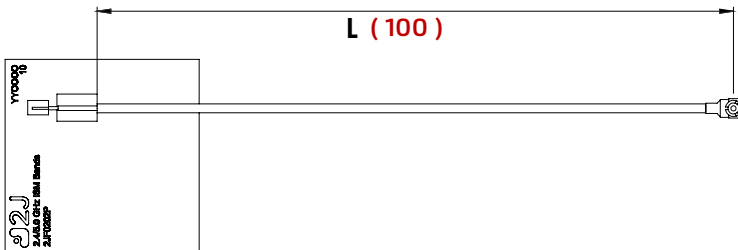
Connector orientation - Bottom

2JF0202P-010MC137-UFL_DOWN

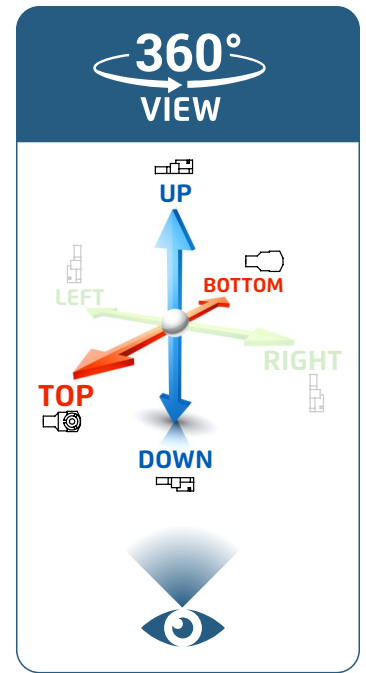


Connector orientation - Down


2JF0202P-010MC137-UFL_TOP



Connector orientation - Top



To set correct connector orientation, always look to product in direction from Left to Right.



*L = CABLE LENGTH (in mm)

2J ANTENNAS USA, CORP
5744 Pacific Center Blvd, Suite 311
San Diego, CA 92121, USA

+1 (858) 465-6262

sales@2j-antennasusa.com

www.2j-antennasusa.com

2J ANTENNAS UK, LTD
7 The Briars, Waterberry Drive
Waterlooville, Hampshire, P07 7YH, UK

+44 (0) 2394 001 023

salesuk@2j-antennae.com

www.2j-antennae.com

2J ANTENNAS, S.R.O.
Stefanikova 61
085 01, Bardejov, Slovakia

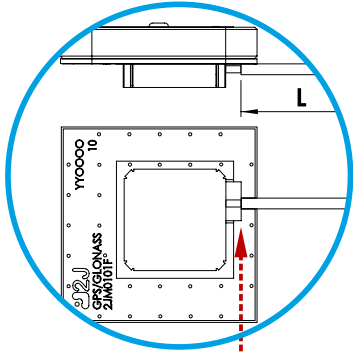
+421 (54) 488-0130

sales@2j-antennae.com

www.2j-antennae.com

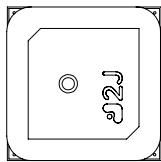


Connector orientation - Modules



Cable length measurement starts from the Cable Jacket

TOP view is reference view for connector orientation



2JM0101GF-015MC137-UFL_UP

Connector orientation - Up

L (150)

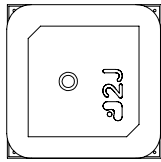


2JM0101GF-015MC137-UFL

*Bottom orientation is Default option which has no suffix indicated connector orientation at the end of part number if not special defined by customer

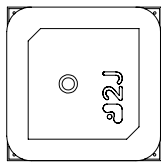
Connector orientation - Bottom

TOP view is reference view for connector orientation



L (150)

TOP view is reference view for connector orientation

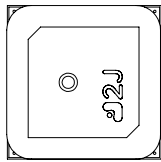


2JM0101GF-015MC137-UFL_DOWN

Connector orientation - Down

L (150)

TOP view is reference view for connector orientation

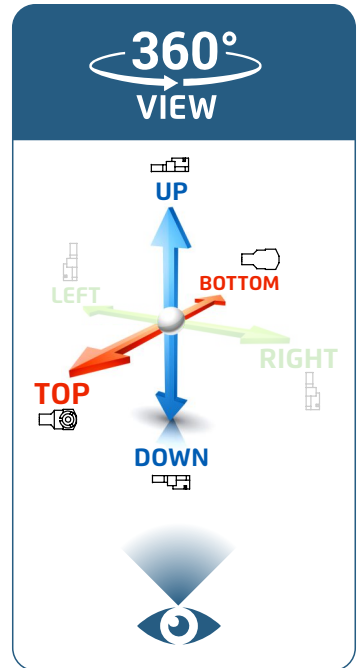


2JM0101GF-015MC137-UFL_TOP


Connector orientation - Top

L (150)

*L = CABLE LENGTH (in mm)



To set correct connector orientation, always look to product in direction from Left to Right.



2J ANTENNAS USA, CORP
5744 Pacific Center Blvd, Suite 311
San Diego, CA 92121, USA

+1 (858) 465-6262

sales@2j-antennasusa.com

www.2j-antennasusa.com

2J ANTENNAS UK, LTD
7 The Briars, Waterberry Drive
Waterlooville, Hampshire, P07 7YH, UK

+44 (0) 2394 001 023

salesuk@2j-antennae.com

www.2j-antennae.com

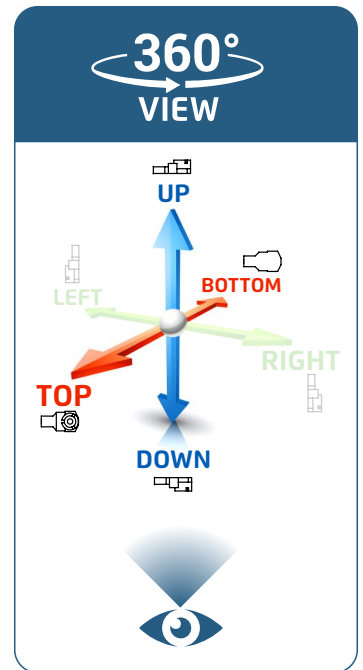
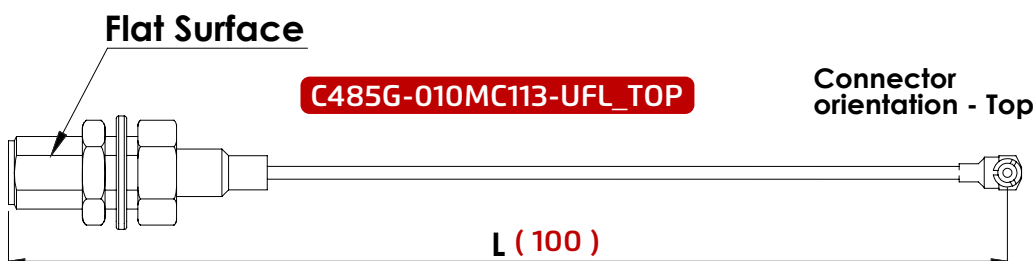
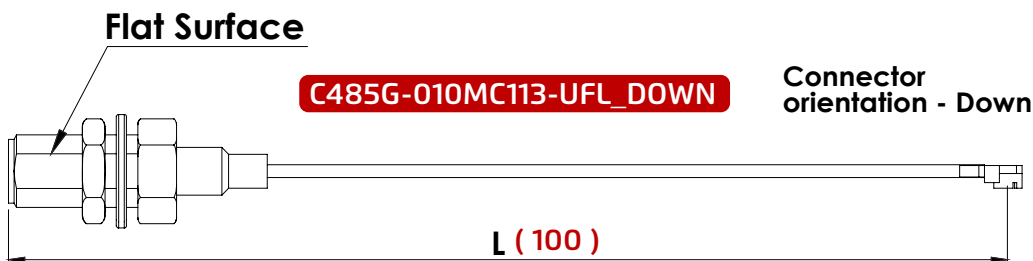
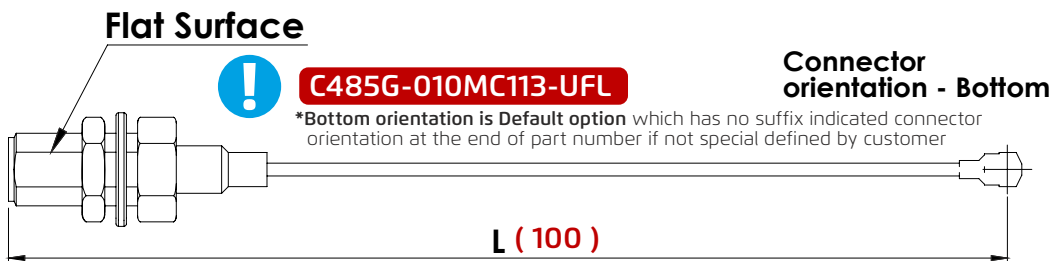
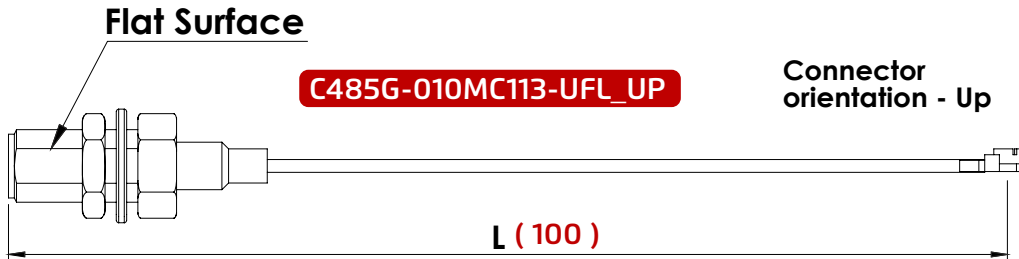
2J ANTENNAS, S.R.O.
Stefanikova 61
085 01, Bardejov, Slovakia

+421 (54) 488-0130


sales@2j-antennae.com

www.2j-antennae.com

Connector orientation - Cable Leads



To set correct connector orientation, always look to product in direction from Left to Right.



*L = CABLE LENGTH (in mm)

2J ANTENNAS USA, CORP
5744 Pacific Center Blvd, Suite 311
San Diego, CA 92121, USA

+1 (858) 465-6262

sales@2j-antennasusa.com

www.2j-antennasusa.com

2J ANTENNAS UK, LTD
7 The Briars, Waterberry Drive
Waterlooville, Hampshire, P07 7YH, UK

+44 (0) 2394 001 023

salesuk@2j-antennae.com

www.2j-antennae.com

2J ANTENNAS, S.R.O.
Stefanikova 61
085 01, Bardejov, Slovakia

+421 (54) 488-0130

sales@2j-antennae.com

www.2j-antennae.com

