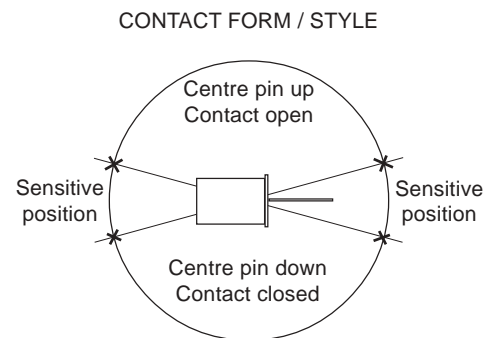
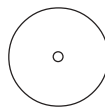
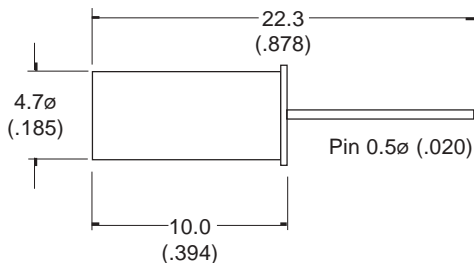


Comus Group of Companies

PRODUCT DATA SHEET



Contact Form/Style: Switch types CW1300 may have a normally open or closed contact depending on the positioning of the switch. These switches have a change in sensitivity depending on the switch position.

Drawings not to scale
All dimensions in mm (inches) nominal

SPECIFICATION

CONTACT FORM/STYLE		See above
SWITCHING VOLTAGE	Max. Vac	60
SWITCHING CURRENT	Max. A	0.25
SWITCHING CAPACITY	Max. VA	5
CONTACT RESISTANCE	Max. Ω	30
OPERATING TEMPERATURE	Deg. °C	-37° + 100°
STORAGE TEMPERATURE	Deg. °C	-40° + 125°
CASE MATERIAL		Nickel-tin plated
CABLE/TERMINATION		Pin
FEATURES		Mercury Free Patented design

NOTE: When cutting or bending switch leads it is important that the glass seal is not damaged. The cutting or bending point should be no closer than 3mm to the glass to metal seal and the lead should be supported between the cutting or bending point and the glass to metal seal.

MOVEMENT / VIBRATION SWITCH
Non Mercury Contacts

PART NUMBER
CW 1300-0

Rev. No.	Revision Note	Date	Signature
D	Web Site 2001	1-2-01	RG

The Comus Group of Companies consist of:
 Assemtech Europe Limited
 E. Bachem GmbH
 Comus International
 W. Gunther Belgium
 Gunther France
 S.T.G.

As part of the company policy of continued product improvement, specifications may change without notice. Our sales office will be pleased to help you with the latest information on this product range and details of our full design and manufacturing service. All products are supplied to our standard conditions of sale otherwise agreed in writing.