



DTV1500Hxx

(CRT HORIZONTAL DEFLECTION) HIGH VOLTAGE DAMPER DIODE

MAIN PRODUCTS CHARACTERISTICS

$I_{F(AV)}$	6 A
V_{RRM}	1500 V
$V_F(\max)$	1.7 V
$t_{rr}(\max)$	125 ns

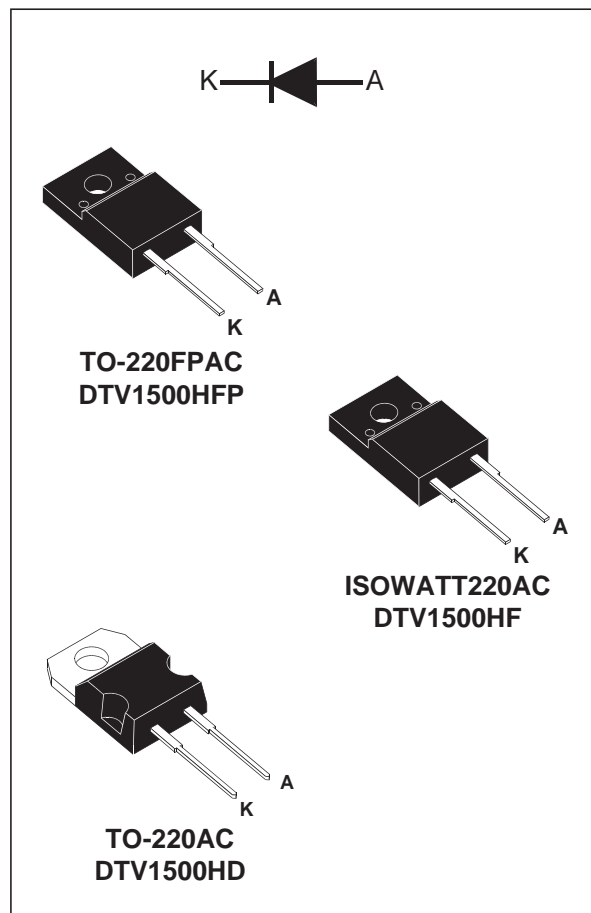
FEATURES AND BENEFITS

- High breakdown voltage capability
- High frequency operation
- Specified turn on switching characteristics
- Very fast recovery diode
- Low static and peak forward voltage drop for low dissipation
- Insulated package (ISOWATT220AC & TO-220FPAC):
Insulating voltage = 2000V DC
Capacitance = 12pF
- Planar technology allowing high quality and best electrical characteristics

DESCRIPTION

High voltage diode especially designed for horizontal deflection stage in standard and high resolution displays for TV's and monitors.

This device is packaged in TO-220AC, ISOWATT220AC and TO-220FPAC (insulated package).



ABSOLUTE MAXIMUM RATINGS

Symbol	Parameter	Value	Unit
V_{RRM}	Repetitive peak reverse voltage	1500	V
$I_{F(RMS)}$	RMS forward current	15	A
I_{FSM}	Surge non repetitive forward current	80	A
	$t_p = 10\text{ms}$ sinusoidal		
T_{stg}	Storage temperature	- 65 to 150	°C
T_j	Maximum operating junction temperature	150	°C

THERMAL RESISTANCE

Symbol	Parameter		Value	Unit
R _{th(j-c)}	Junction to Case thermal resistance	TO-220FPAC	5	°C/W
		ISOWATT220AC	4	
		TO-220AC	2	

STATIC ELECTRICAL CHARACTERISTICS

Symbol	Parameter	Test Conditions		Value		Unit
				Typ	Max	
I _R *	Reverse leakage current	V _R = 1500V	T _j = 25°C		100	μA
			T _j = 125°C	100	1000	μA
V _F **	Forward voltage drop	I _F = 6A	T _j = 25°C	1.5	2.3	V
			T _j = 125°C	1.25	1.7	

pulse test : * tp = 5 ms , δ < 2%
 ** tp = 380 μs, δ < 2%

RECOVERY CHARACTERISTICS

Symbol	Parameter	Test Conditions		Value		Unit
				Typ	Max	
t _{rr}	Reverse recovery time	T _j = 25°C	I _F = 1 A dI _F /dt = -50A/μs V _R = 30V	95	125	ns
t _{rr}	Reverse recovery time	T _j = 25°C	I _F = 100mA I _R = 100mA I _{RR} = 10mA	625		ns

TURN-ON SWITCHING CHARACTERISTICS

Symbol	Parameter	Test Conditions		Value		Unit
				Typ	Max	
t _{fr}	Forward recovery time	T _j = 100°C	I _F = 6 A dI _F /dt = 80 A/μs V _{FR} = 3 V		350	ns
V _{Fp}	Peak forward voltage	T _j = 100°C	I _F = 6A dI _F /dt = 80 A/μs	18	25	V

To evaluate the maximum conduction losses use the following equation :
 $P = 1.35 \times I_{F(AV)} + 0.059 \times I_{F(RMS)}^2$

Fig. 1: Power dissipation versus forward current (triangular waveform, $\delta = 0.45$)

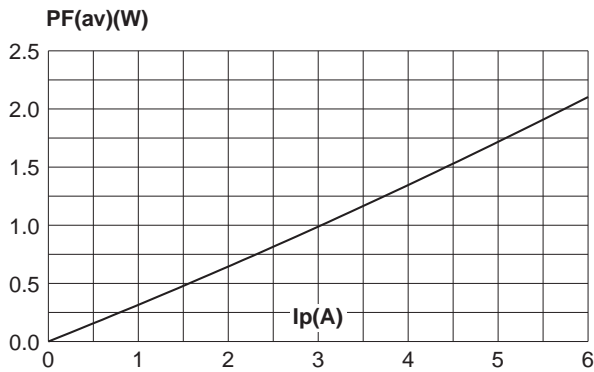


Fig. 2-1: Average current versus case temperature, ($\delta = 0.5$) (TO-220FPAC)

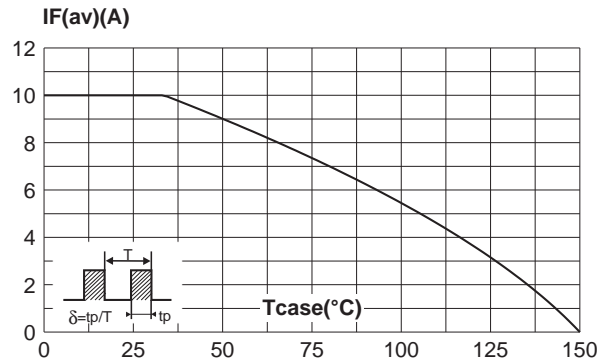


Fig. 2-2: Average current versus case temperature, ($\delta = 0.5$) (ISOWATT220AC)

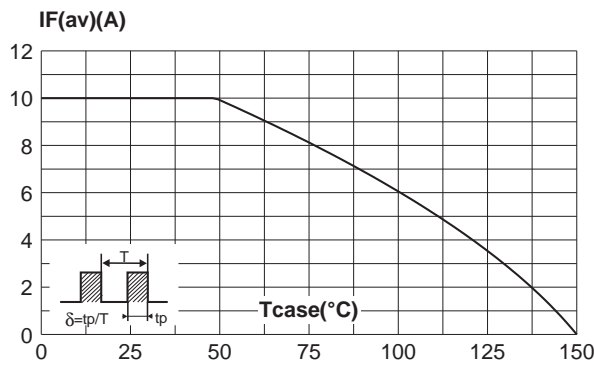


Fig. 2-3: Average current versus case temperature, ($\delta = 0.5$) (TO-220AC)

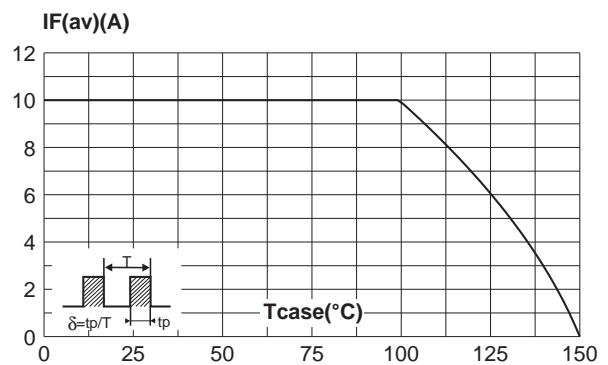


Fig. 3: Forward voltage drop versus forward current

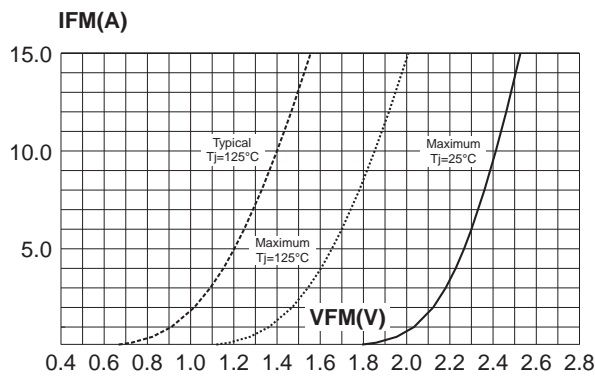


Fig. 4-1: Non repetitive surge peak forward current versus overload duration (TO-220FPAC)

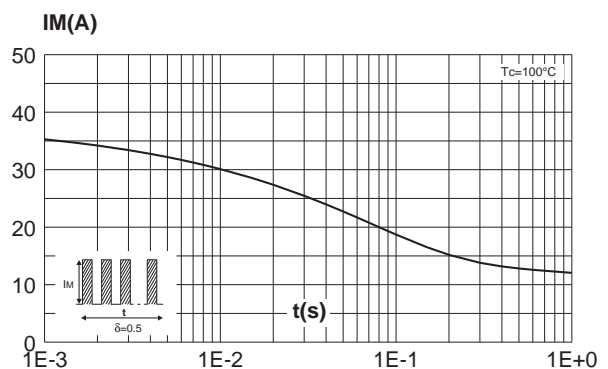


Fig. 4-2: Non repetitive surge peak forward current versus overload duration (ISOWATT220AC)

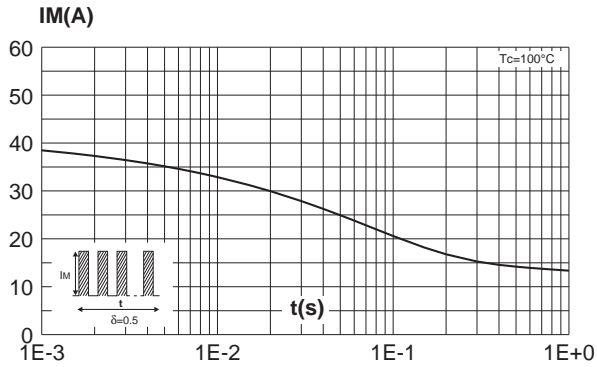


Fig. 5: Reverse recovery charges versus dIF/dt

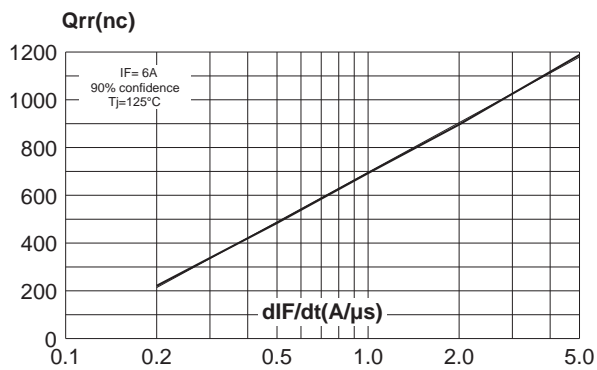


Fig. 7: Transient peak forward voltage versus dIF/dt

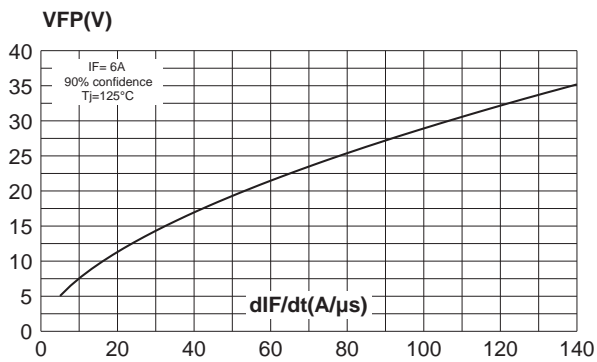


Fig. 4-3: Non repetitive surge peak forward current versus overload duration (TO-220AC)

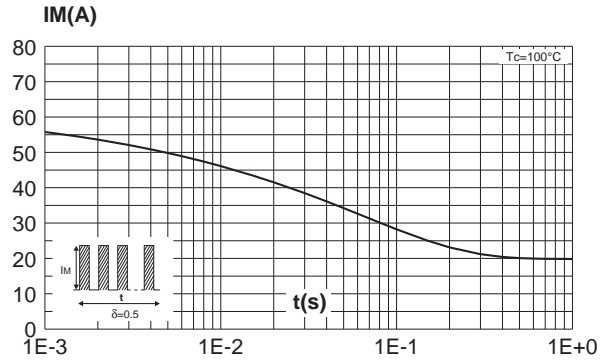


Fig. 6: Reverse recovery current versus dIF/dt

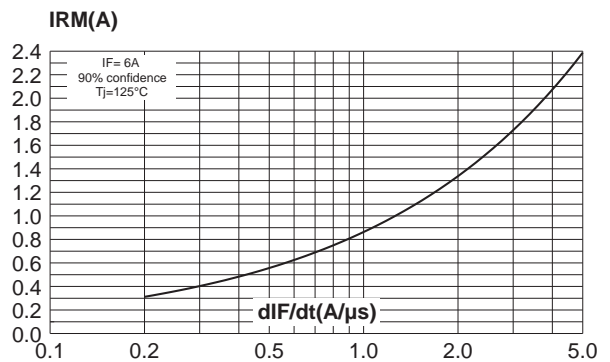


Fig. 8: Forward recovery time versus dIF/dt

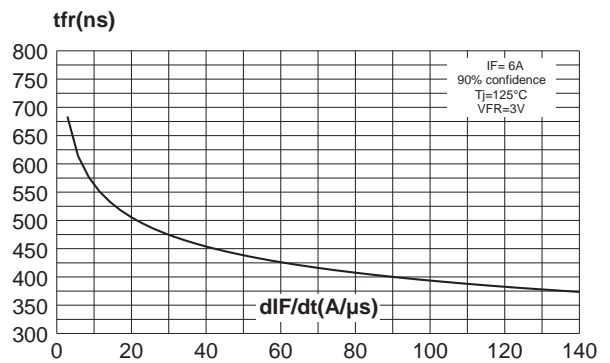


Fig. 9: Dynamic parameters versus junction temperature

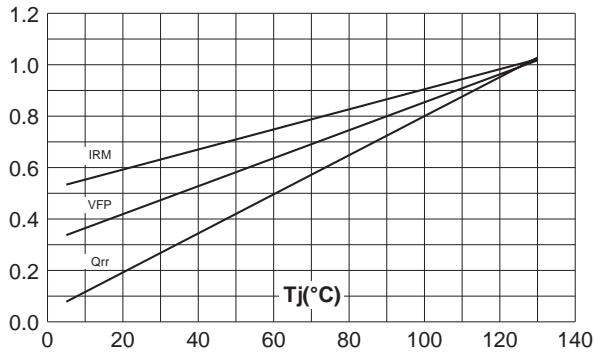


Fig. 10: Junction capacitance versus reverse voltage applied (typical values)

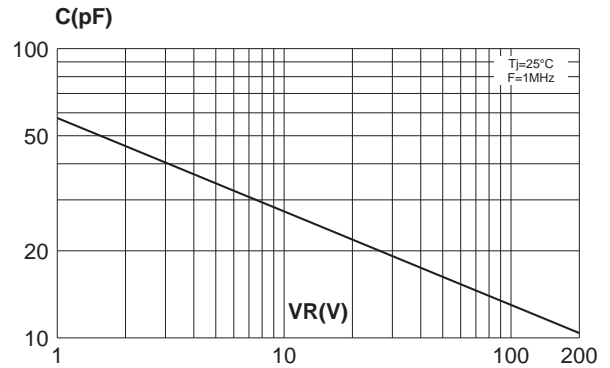


Fig. 11-1: Relative variation of thermal impedance junction to case versus pulse duration (ISOWATT220AC & TO-220FPAC)

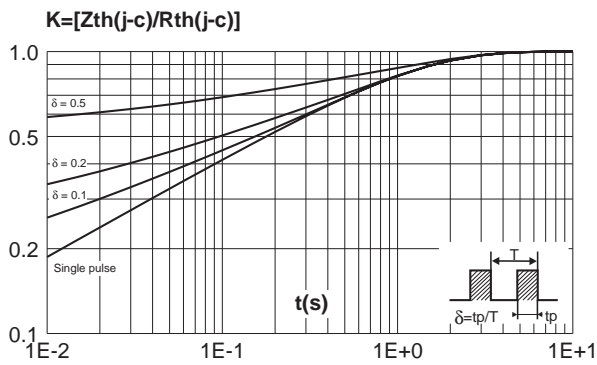
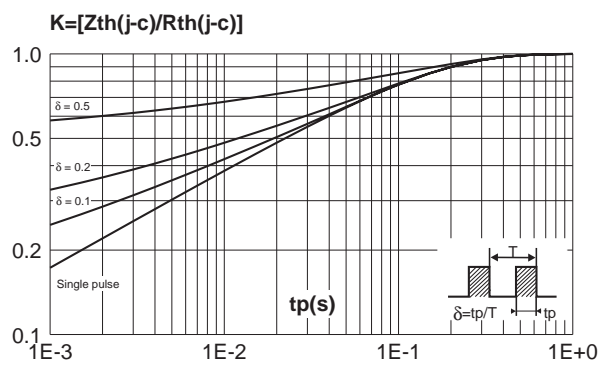
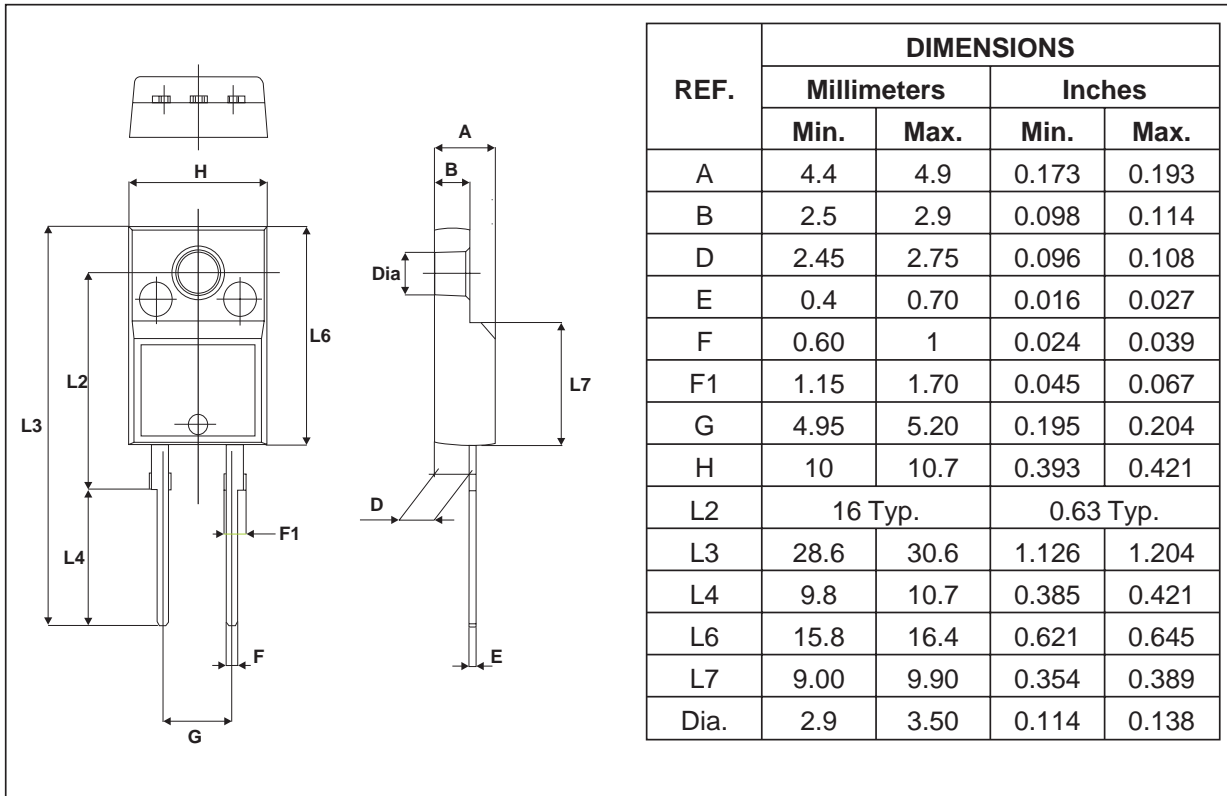


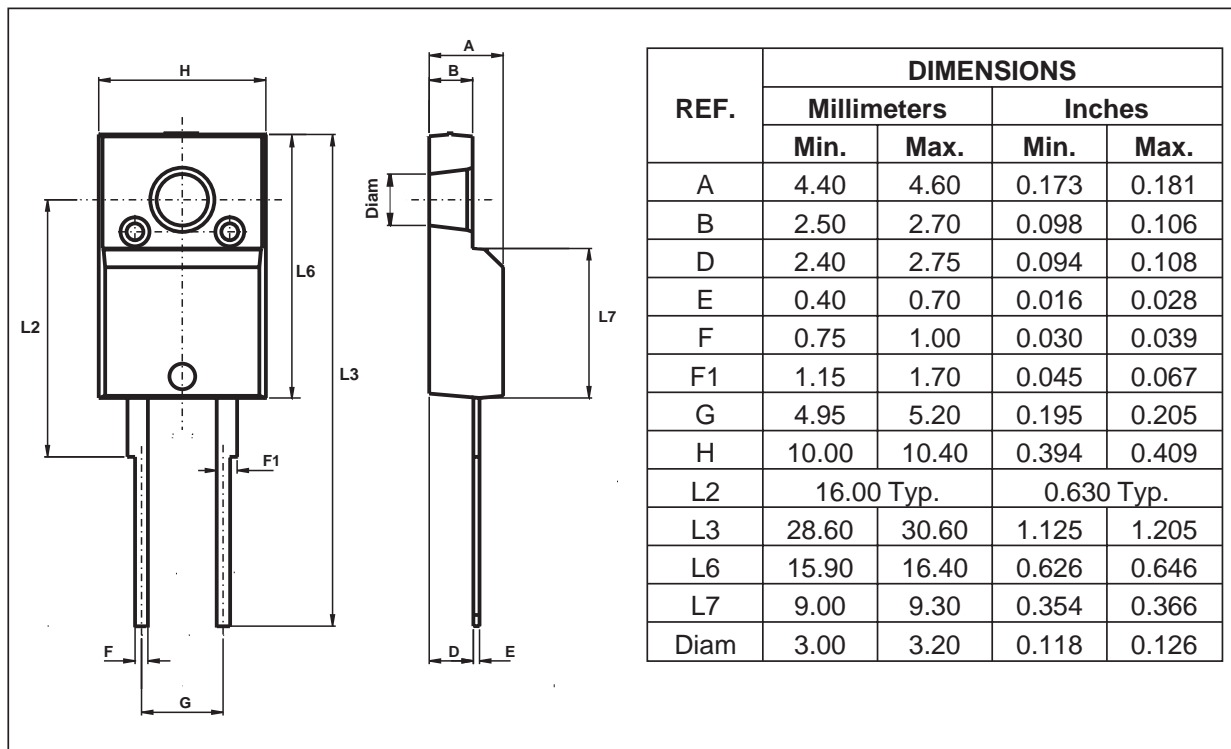
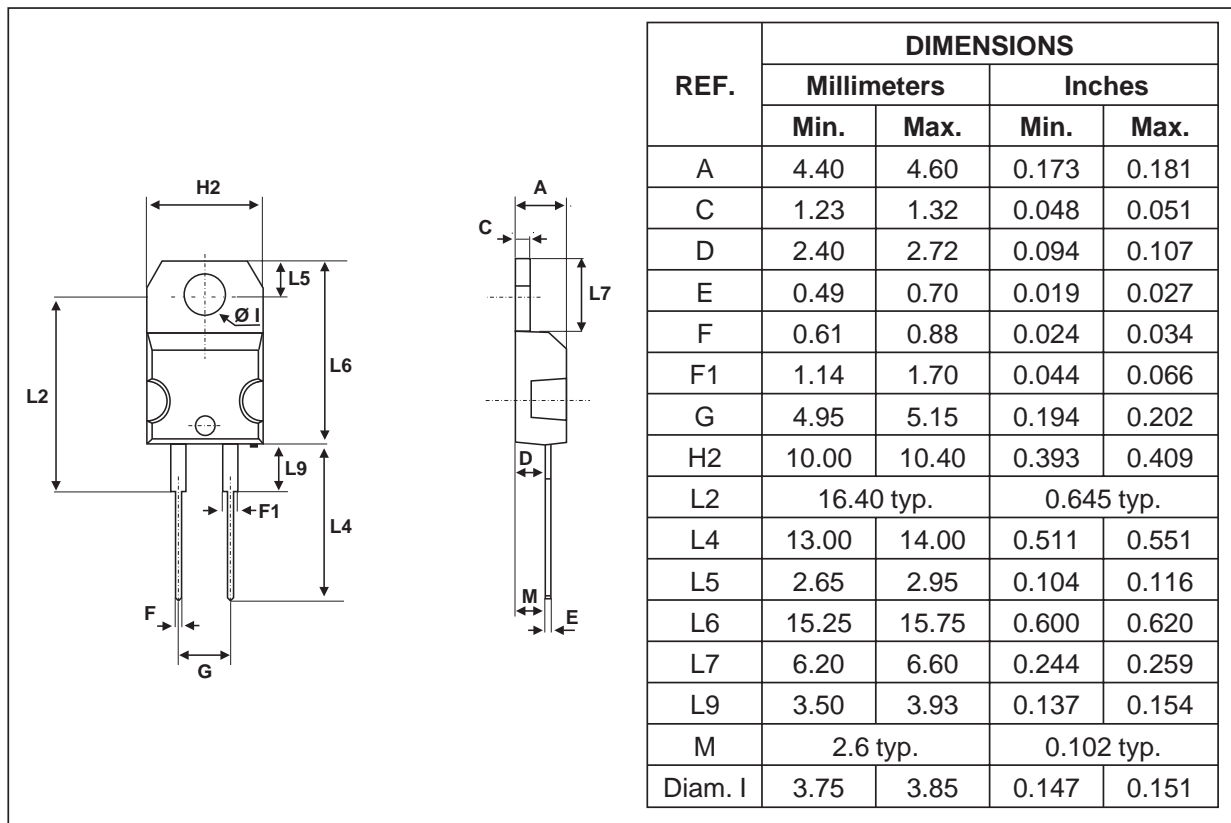
Fig. 11-2: Relative variation of thermal impedance junction to case versus pulse duration (TO-220AC)



DTV1500Hxx

PACKAGE DATA
TO-220FPAC



PACKAGE DATA
 ISOWATT220AC

PACKAGE DATA
 TO-220AC


Type	Marking	Package	Weight	Base qty	Delivery mode
DTV1500HFP	DTV1500HFP	TO-220FPAC	1.8g	50	Tube
DTV1500HF	DTV1500HF	ISOWATT220AC	2g	50	Tube
DTV1500HD	DTV1500HD	TO-220AC	1.86g	50	Tube

- Cooling method: C
- Epoxy meets UL94-V0
- Torquevalue: 0.55 m.Ntyp (0.7m.Nmax)
- Electrical Isolation: 2000V DC
- Capacitance: 12pF

Information furnished is believed to be accurate and reliable. However, STMicroelectronics assumes no responsibility for the consequences of use of such information nor for any infringement of patents or other rights of third parties which may result from its use. No license is granted by implication or otherwise under any patent or patent rights of STMicroelectronics. Specifications mentioned in this publication are subject to change without notice. This publication supersedes and replaces all information previously supplied. STMicroelectronics products are not authorized for use as critical components in life support devices or systems without express written approval of STMicroelectronics.

The ST logo is a registered trademark of STMicroelectronics
© 2000 STMicroelectronics - Printed in Italy - All rights reserved.

STMicroelectronics GROUP OF COMPANIES
Australia - Brazil - China - Finland - France - Germany - Hong Kong - India - Italy - Japan - Malaysia
Malta - Morocco - Singapore - Spain - Sweden - Switzerland - United Kingdom - U.S.A.

<http://www.st.com>