

## SUMMARY



Image is for illustrative purpose only

### # Wires

Low voltage 4

Series	0S
Termination type	Female solder
IP rating	50
AWG wire size	32.00 - 24.00
Cable Ø	1.30 - 6.20 mm
Status	active
Matching parts	<a href="#">FFA.0S.304.CLAC17</a>

### Download

[Request a quote](#)

[Catalog](#)

## TECHNICAL DETAILS

### Mechanics

Shell Style/Model	ERN*: Fixed receptacle, nut fixing, with grounding tab
Keying	Hermaphroditic keying (half moon insert) with female pin 1
Housing Material	Brass (chrome plated) shell and collet nut, nickel plated brass latch sleeve and mid pieces
Weight	4.04 g

### Performance

Configuration	0S.304 : 4 Low Voltage
Insulator	L: PEEK (UL 94 / V-0/1.5)
Rated Current	7 Amps

### Specifications

Contact Type:	Solder
Contact Dia.:	0.7 mm (0.028in)
Bucket Dia.:	0.6 mm (0.024in)
Max. Solid Conductor:	0.25 mm <sup>2</sup> (AWG 24)
Max. Stranded Conductor:	0.14 mm <sup>2</sup> (AWG 26)
R (max):	6.1 mOhm
Vtest:	1060 V (AC), 1500 V (DC)

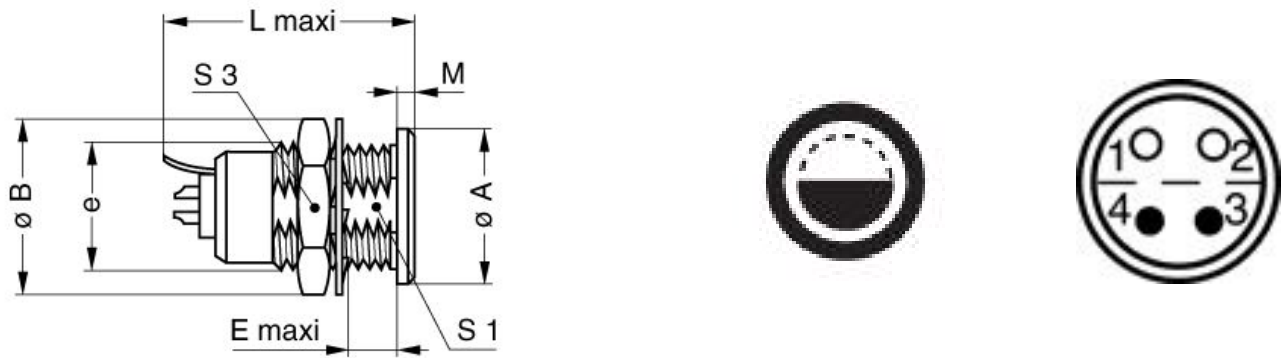
### Others

LEMO products and services are provided "as is". LEMO makes no warranties or representations with regard to LEMO product & services or use of them, express, implied or statutory, including for accuracy, completeness, or security. The user is fully responsible for his products and applications using LEMO components.

Endurance (Shell): 5000 mating cycles  
 Temp (min / max): -55°C / +250°C  
 Humidity (max): <=95% [at 60 deg C / 140 F]  
 Vibration: 15 g [10 Hz - 2000 Hz]  
 Shock Resistance: 100 g [ 6 ms]  
 Climatical Category: 50/175/21  
 Shielding (min): 75 dB (10 MHz)  
 Shielding (min): 40 dB (1 GHz)  
 Salt Spray Corrosion: >1000 hr

## DRAWINGS

### Draws



### Dimensions














	A	B	E	L	M	S1	S3	e
mm.	10	12.5	7	19.3	1.2	8.2	11	M9x0.6
in.	0,39	0,49	0,28	0,76	0,05	0,32	0,43	

## RECOMMENDED BY LEMO

### Tools

### Cables

*LEMO products and services are provided "as is". LEMO makes no warranties or representations with regard to LEMO product & services or use of them, express, implied or statutory, including for accuracy, completeness, or security. The user is fully responsible for his products and applications using LEMO components.*

CMN.04.T28.031PGCE	PVC	GREY	
CMN.04.T28.031PGZE		Grey	
CMN.04.T28.031PNCE	PVC	Black	
CMN.04.T28.031PNZE			
CMN.04.T28.031QGC	TPR	Grey	
004 041	PVC	Grey	
004 050	PVC	Black	
004 080	PVC	Grey	
004 260	PTFE	White	
004 280	PVC	Black	
040 080	PVC	Black	
040 086	PVC	Blue	
040 140	PVC	Black	
040 240	PTFE	White	
040 260	PVC	Black	
080 080	PVC	Grey	
080 082	PVC	Red	
080 084	PVC	Black	
140 250	PVC	Grey	
CTR.75.030.121870G	PVC	Grey	

LEMO products and services are provided "as is". LEMO makes no warranties or representations with regard to LEMO product & services or use of them, express, implied or statutory, including for accuracy, completeness, or security. The user is fully responsible for his products and applications using LEMO components.