

Data Sheet

Customer:

Product: Metal Film Flame-Proof Resistors — FMR Series

Sizes.: 0623/0932/1145/1550

Issued Date: 13-Apr-20

Edition: REV.A8



VIKING TECH CORPORATION
光韻科技股份有限公司
No.70, Guangfu N. Rd., Hukou
Township, Hsinchu County
303, Taiwan (R.O.C)

TEL:886-3-5972931
FAX:886-3-5972935•886-3-5973494
E-mail:sales@viking.com.tw

VIKING TECH CORPORATION KAOHSIUNG BRANCH
光韻科技股份有限公司高雄分公司
No.248-3, Sin-Sheng Rd., Cian-Jhen Dist., Kaohsiung,
806, Taiwan

TEL:886-7-8217999
FAX:886-7-8228229
E-mail:sales@viking.com.tw

VIKING ELECTRONICS (WUXI) CO., LTD.
光韻電子(無錫)有限公司
No.22 Xixia Road, Machinery & Industry Park,
National Hi-Tech Industrial Development Zone
of Wuxi, Wuxi, Jiangsu Province, China
Zip Code:214028
TEL:86-510-85203339
FAX:86-510-85203667•86-510-85203977
E-mail:china@viking.com.tw

Produced by (QC)	Checked (QC)	Approved by (QC)	Prepared by (Sales)	Accepted by (Customer)
14-Apr-20	14-Apr-20	14-Apr-20	14-Apr-20	
<i>Kris Chen</i>	<i>Ben Chang</i>	<i>Ben Chang</i>		

Metal Film Flame-Proof Resistors



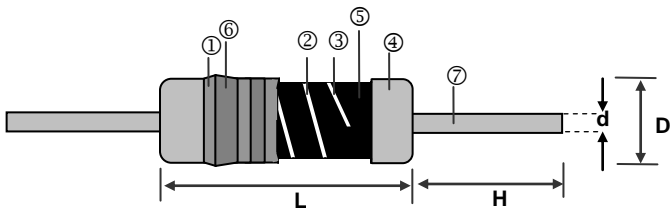
■ Features

- Low Noise
- Low TCR from $\pm 15 \sim 100 \text{PPM}/^\circ\text{C}$
- High Precision from $\pm 0.1\% \sim 1\%$
- Complete Flameproof Construction UL-1412 .
- Coating meets UL94V-0

■ Applications

- Telecommunication
- Medical Equipment
- Consumer Product

■ Construction



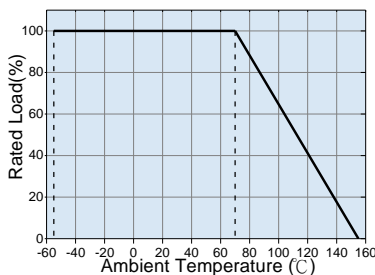
①	Insulation Coating	⑤	Resistor Layer
②	Trimming Line	⑥	Marking
③	Ceramic Core	⑦	Lead Wire
④	Electrode Cap		

■ Dimensions

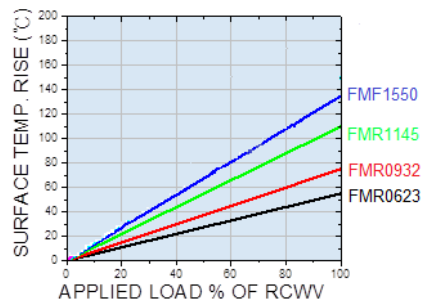
Unit: mm

Type	L	D	H	d
FMR0623	6.3 \pm 0.5	2.3 \pm 0.3	28 \pm 2.0	0.55 \pm 0.03
FMR0932	9.0 \pm 0.5	3.2 \pm 0.5	26 \pm 2.0	0.65 \pm 0.03
FMR1145	11.5 \pm 1.0	4.5 \pm 0.5	35 \pm 2.0	0.78 \pm 0.03
FMR1550	15.5 \pm 1.0	5.0 \pm 0.5	32 \pm 2.0	0.78 \pm 0.03

■ Derating Curve



■ Hot-spot Temperature



Metal Film Flame-Proof Resistors

Part Numbering

FMR	0318	B	T	N	W	1001	
Product Type	Dimensions (LxD)	Resistance Tolerance	Packaging Code	TCR (PPM/°C)	Power Rating	Resistance	Special
	0623: 6.3x2.3 0932: 9.0x3.2 1145: 11.5x4.5 1550: 15.5x5.0	B: ±0.1% C: ±0.25% D: ±0.5% F: ±1%	A: Ammo B: Bulk T: Taping Reel	N: ±15 C: ±25 D: ±50 E: ±100	R: 3W S: 2W T: 1W U: 1/2W V: 1/4W	R100: 0.1Ω 0010: 1Ω 1000: 100Ω 2201: 2200Ω 1001: 1KΩ 1004: 1MΩ	: Standard MA: MA-type MB: MB-type MC: MC-type FA: FA-type FB: FB-type FC: FC-type FD: FD-type

Standard Electrical Specifications

Item Type	Power Rating at 70°C	Operating Temp. Range	Max. Working Voltage	Max. Overload Voltage	Dielectric Withstanding Voltage	Resistance Range ≤0.25% E192	Resistance Range ≥0.50% E96	TCR (±PPM/°C)
0623	1/4W	-55 ~ +155°C	250V	500V	350V	10Ω 100KΩ	10Ω 1MΩ	±15 ±25 ±50 ±100
0932	1/2W		350V	500V	400V			
1145	1W		500V	700V	500V			
1550	2W		500V	1000V	500V			

High Power Rating Electrical Specifications

Item Type	Power Rating at 70°C	Operating Temp. Range	Max. Working Voltage	Max. Overload Voltage	Dielectric Withstanding Voltage	Resistance Range ≤0.25% E192	Resistance Range ≥0.50% E96	TCR (±PPM/°C)
0623	1/2W	-55 ~ +155°C	300V	500V	350V	10Ω 100KΩ	10Ω 1MΩ	±15 ±25 ±50 ±100
0932	1W		400V	600V	400V			
1145	2W		500V	700V	500V			
1550	3W		500V	1000V	500V			

Operating Voltage= $\sqrt{P \cdot R}$ or Max. operating voltage listed above, whichever is lower.
Overload Voltage= $2.5 \cdot \sqrt{P \cdot R}$ or Max. overload voltage listed above, whichever is lower.

Resistor body color : Grey

Metal Film Flame-Proof Resistors

■ Environmental Characteristics

Item	Specification	Test Method
Short Time Overload	$\pm(0.25\%+0.05\Omega)$	RCWV*2.5 or Max. overload voltage whichever is lower for 5 seconds
Temperature Coefficient	By Type	Resistance value at room temperature and room temperature+125°C
Voltage Proof	By Type	In V-Block for 60 seconds
Pulse Overload	$\pm(0.75\%+0.05\Omega)$	4 times RCWV for 10000 cycles (1sec.on , 25secs.off)
Insulation Resistance	> 10000MΩ	In V-Block for 60 seconds
Load Life	$\pm(1.5\%+0.05\Omega)$	RCWV , 70°C , 1.5 hours ON , 0.5 hours OFF, total 1000 hours
Humidity (Steady State)	$\pm(1.5\%+0.05\Omega)$	40±2°C , 90~95%RH,RCWV 1.5 hours ON,0.5 hours OFF, total 1000 hours
Solderability	95% Min. Coverage	260°C ±5°C , 2±0.5 (sec)
Resistance to Soldering Heat	0623 / 0932 sizes: $\pm(0.5\%+0.05\Omega)$ 1145 / 1550 sizes: $\pm(0.25\%+0.05\Omega)$	The solder iron heated to 260±5°C and applied to the termination for a duration of 10±1 seconds
Resistance To Solvent	No abnormality in coatings and markings	IPA for 5±0.5 Min. with ultrasonic
Terminal Strength	Tensile: $\geq 2.5\text{kg}$	Direct Load for 10 sec. In the direction off the terminal leads.
Temperature Cycling	$\pm(0.75\%+0.05\Omega)$	-55°C/125°C with 5 cycles. (30min for both low and high Temperature transfer time less 30s)

RCWV(Rated continuous working voltage)= $\sqrt{P \cdot R}$ or Max. Operating voltage whichever is lower

■ Storage Temperature: 15~28°C; Humidity < 80%RH

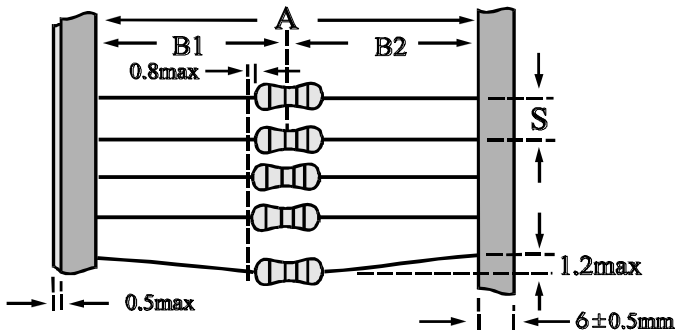
■ Reference Standard: IEC 60115-1

Metal Film Flame-Proof Resistors

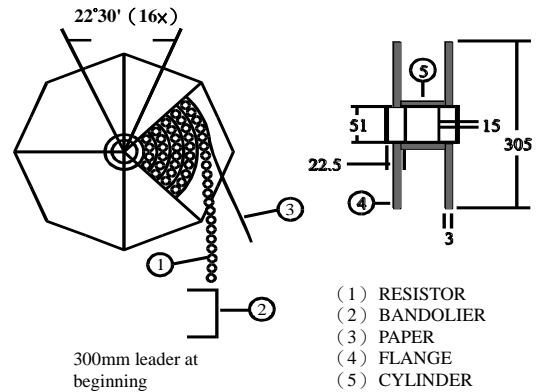
■ Taping/Packing Specifications

1. Standard Type (Reel & Ammo)

Packing Methods



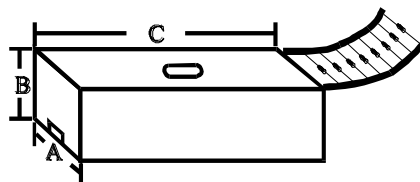
Reel Packing



Unit: mm

Packaging Type	Packing Methods			Reel Packing	
	A	B1-B2	S	Across Flange (A)	Qty
0623	52+1/-0	1.2	5±0.3	72	5,000
	26+0.5/-0	1.0			
0932	52+1/-0	1.2	5±0.3	72	2,500
1145	52+1/-0	1.5	5±0.3	95	2,000
	73+1/-0				
1550	52+1/-0	1.5	10±0.8	95	1,000
	73+1/-0				

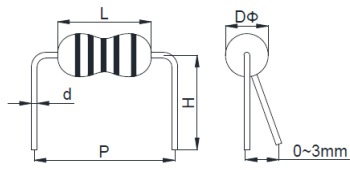
Ammo Packing



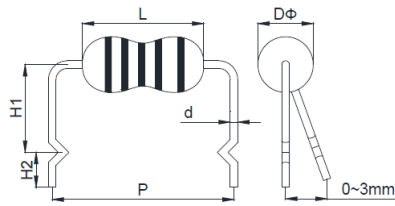
Unit: mm

Packaging Type	Packing Methods			Ammo Packing			
	A	B1-B2	S	A	B	C	Qty
0623	52+1/-0	1.2	5±0.3	79±2	100±3	257±5	5,000
	26+0.5/-0	1.0		52±2	74±3	252±5	
0932	52+1/-0	1.2	5±0.3	79±2	58±3	257±5	1,000
1145	52+1/-0	1.5	5±0.3	103±2	82±3	262±5	1,000
	73+1/-0						
1550	52+1/-0	1.5	10±0.8	103±2	96±3	265±5	1,000
	73+1/-0						

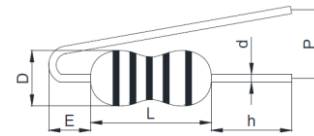
2. Special Type (Bulk)



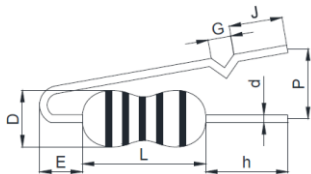
MA Type



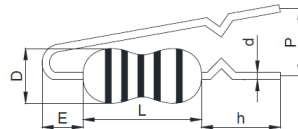
MC Type



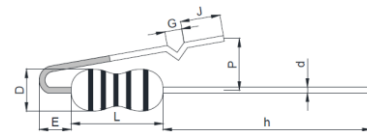
FA Type



FB Type



FC Type



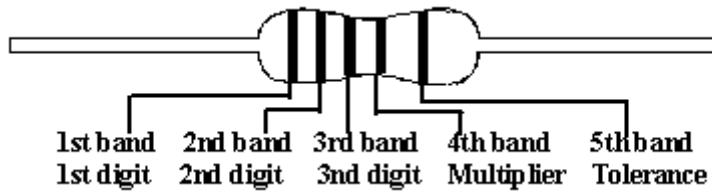
FD Type

Unit: mm

Codes	Type	P	H /H1/h	H2/G	J	D	L	d	E
0623	MA	10±1	10.0±1	-	-	2.3±0.3	6.3±0.5	0.55±0.03	-
	MC	10±1	5.0±1	6.0±2	-	2.3±0.3	6.3±0.5	0.55±0.03	-
	FA	5~15	5.0±2	-	-	2.3±0.3	6.3±0.5	0.55±0.03	3±1
	FB	5~15	4.0±2	3.0±0.5	-	2.3±0.3	6.3±0.5	0.55±0.03	3±1
	FD	5~15	27.0±2	3.0±0.5	3±1	2.3±0.3	6.3±0.5	0.55±0.03	3±1
0932	MA	12.5±1	10.0±1	-	-	3.2±0.5	9.0±0.5	0.65±0.03	-
	MC	12.5±1	5.0±1	4.0±2	-	3.2±0.5	9.0±0.5	0.65±0.03	-
	FA	5~15	5.0±2	-	-	3.2±0.5	9.0±0.5	0.65±0.03	3±1
	FB	5~15	4.0±2	3.0±0.5	3±1	3.2±0.5	9.0±0.5	0.65±0.03	3±1
	FC	5~15	10.0±3	-	-	3.2±0.5	9.0±0.5	0.65±0.03	-
1145	MA	15±1	12.5±1	-	-	4.5±0.5	11.5±1.0	0.78±0.03	-
	MC	15±1	8.0±1	6.0±1.0	-	4.5±0.5	11.5±1.0	0.78±0.03	-
	FA	5~15	5.0±2	-	-	4.5±0.5	11.5±1.0	0.78±0.03	3±1
	FB	5~15	4.0±2	3.0±0.5	3±1	4.5±0.5	11.5±1.0	0.78±0.03	3±1
	FC	5~15	10.0±3	-	-	4.5±0.5	11.5±1.0	0.78±0.03	-
1550	MA	20±1	15.0±1	-	-	5.0±0.5	15.5±1.0	0.78±0.03	-
	MC	20±1	12.0±1	5.0±1.0	-	5.0±0.5	15.5±1.0	0.78±0.03	-
	FA	5~15	5.0±2	-	-	5.0±0.5	15.5±1.0	0.78±0.03	3±1
	FB	5~15	4.0±2	3.0±0.5	3±1	5.0±0.5	15.5±1.0	0.78±0.03	3±1
	FC	5~15	10.0±3	-	-	5.0±0.5	15.5±1.0	0.78±0.03	-

Metal Film Flame-Proof Resistors

■ Marking & Resistance Tolerance



Color	Digit	Multiplier	Tolerance	
Without	-	-	-	-
Silver	-	10 ⁻²	-	-
Gold	-	10 ⁻¹	-	-
Black	0	10 ⁰	-	-
Brown	1	10 ¹	±1.0%	F
Red	2	10 ²	-	-
Orange	3	10 ³	-	-
Yellow	4	10 ⁴	-	-
Green	5	10 ⁵	±0.50%	D
Blue	6	10 ⁶	±0.25%	C
Violet	7	10 ⁷	±0.10%	B
Grey	8	10 ⁸	-	-
White	9	10 ⁹	-	-

±1.00% ±0.50%	E-96	1.00	1.02	1.05	1.07	1.10	1.13	1.15	1.18	1.21	1.24	1.27	1.30	1.33	1.37	1.40	1.43	1.47	1.50	1.54	1.58	1.62	1.65	1.69	1.74
		1.78	1.82	1.87	1.91	1.96	2.00	2.05	2.10	2.15	2.21	2.26	2.32	2.37	2.43	2.49	2.55	2.61	2.67	2.74	2.80	2.87	2.94	3.01	3.09
		3.16	3.24	3.32	3.40	3.48	3.57	3.65	3.74	3.83	3.92	4.02	4.12	4.22	4.32	4.42	4.53	4.64	4.75	4.87	4.99	5.11	5.23	5.36	5.49
		5.62	5.76	5.90	6.04	6.19	6.34	6.49	6.65	6.81	6.98	7.15	7.32	7.50	7.68	7.87	8.06	8.25	8.45	8.66	8.87	9.09	9.31	9.53	9.76
±0.25% ±0.10%	E-192	10.0	10.1	10.2	10.4	10.5	10.6	10.7	10.9	11.0	11.1	11.3	11.4	11.5	11.7	11.8	12.0	12.1	12.3	12.4	12.6	12.7	12.9	13.0	13.2
		13.3	13.5	13.7	13.8	14.0	14.2	14.3	14.5	14.7	14.9	15.0	15.2	15.4	15.6	15.8	16.0	16.2	16.4	16.5	16.7	16.9	17.2	17.4	17.6
		17.8	18.0	18.2	18.4	18.7	18.9	19.1	19.3	19.6	19.8	20.0	20.3	20.5	20.8	21.0	21.3	21.5	21.8	22.1	22.3	22.6	22.9	23.2	23.4
		23.7	24.0	24.3	24.6	24.9	25.2	25.5	25.8	26.1	26.4	26.7	27.1	27.4	27.7	28.0	28.4	28.7	29.1	29.4	29.8	30.1	30.5	30.9	31.2
		31.6	32.0	32.4	32.8	33.2	33.6	34.0	34.4	34.8	35.2	35.7	36.1	36.5	37.0	37.4	37.9	38.3	38.8	39.2	39.7	40.2	40.7	41.2	41.7
		42.2	42.7	43.2	43.7	44.2	44.8	45.3	45.9	46.4	47.0	47.5	48.1	48.7	49.3	49.9	50.5	51.1	51.7	52.3	53.0	53.6	54.2	54.9	55.6
		56.2	56.9	57.6	58.3	59.0	59.7	60.4	61.2	61.9	62.6	63.4	64.2	64.9	65.7	66.5	67.3	68.1	69.0	69.8	70.6	71.5	72.3	73.2	74.1
		75.0	75.9	76.8	77.7	78.7	79.6	80.6	81.6	82.5	83.5	84.5	85.6	86.6	87.6	88.7	89.8	90.9	92.0	93.1	94.2	95.3	96.5	97.6	98.8