



HE3600 Miniature S.I.L. Relay Features and Benefits

Features

- Miniature single in line
- Optional coil suppression diode to protect coil drive circuits
- Normally open contact version
- Specialist ATE version
- External magnetic shield option
- Diode suppression option

Benefits

- Sub-miniature size and single in line configuration allows very high packing densities, minimising space and cost
- Designed specifically to meet the ATE environment
- Lower power coil consumption than competing electromechanical devices
- Hermetically sealed switching contact is immune to the effects of its environment
- Transfer moulded package gives maximum component protection

Applications

- Telecoms
- Instrumentation
- Process
- Automatic Test Equipment

DIMENSIONS (in) mm

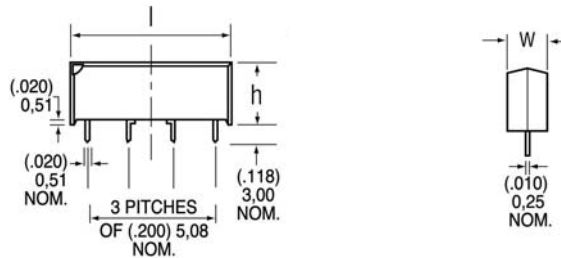
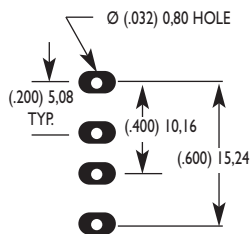


Table I

Relay Type	Body Type	l	w	h
HE3600	Transfer Moulded	(.750) 19,05	(.200) 5,08	(.300) 7,62
	External Shield	(.795) 20,20	(.238) 6,05	(.310) 7,87

HE3600 PCB LAYOUT (Bottom View) ORDERING INFORMATION



PART NUMBER HE36XX X XX XX

Model Number
 HE3621 - Standard
 HE3671 - Data Switching

Contact Type
 A - Form A (SPST-NO)

Standard Coil
 05 - 5 Volt
 12 - 12 Volt
 24 - 24 Volt

General Options
 00 - No Options
 10 - Diode Suppressed Coil
 40 - External Magnetic Shield
 50 - External Magnetic Shield and diode

EXAMPLE: The HE3621A0550 is a I Form relay with a 5 Volt coil and external magnetic shield and diode

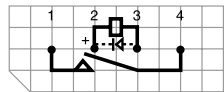
See next page for: **Electrical and Operating Characteristics Description and Coil Characteristics**

Hamlin USA Tel: +1 920 648 3000 • Fax: +1 920 648 3001 • Email: sales.us@hamlin.com
Hamlin UK Tel: +44 (0)1379 649700 • Fax: +44 (0)1379 649702 • Email: sales.uk@hamlin.com
Hamlin Germany Tel: +49 (0) 6142 923920 • Fax: +49 (0) 6142 923921 • Email: sales.de@hamlin.com
Hamletrol France Tel: +33 (0) 1 6047 3000 • Fax: +33 (0) 1 6015 9136 • Email: sales.fr@hamlin.com

Table 2 HE3600 Series  Recognised File #E47258 **Electrical and Operating Characteristics @ 25°C.**

Contact Type			Form A SPST-NO Standard	Form A SPST-NO Data Switching
Relay Types			HE3621A	HE3671A
CONTACT RATINGS Contact Hamlin for specific load/life details	Power, Switching Voltage, Switching Current, Switching Current, Carry	Watt - max. Vdc - max. A - max. A - max.	10 200 0.5 1.2	10 200 0.5 0.8
VOLTAGE HOLD-OFF	Across Open Contacts Contacts to Coil Between Isolated Terminals	Vdc - min. Vac - min. Vac - min.	250 1500 1500	250 1500 1500
RESISTANCE	Contact, Initial Insulation: Across Open Contacts Between Isolated Terminals	Ω - max. Ω - min. Ω - min.	0.150 10^{10} 10^9	0.100 10^{11} 10^{11}
TIMING	Operate Time Release Time	ms - max. ms - max.	0.5 0.5	0.5 0.5
ENVIRONMENTAL	Temperature, Operating Temperature, Storage Vibration Resistance Shock Resistance	$^{\circ}$ C $^{\circ}$ C G - max. 10-2000 Hz. G - max. 11 ms, 1/2 sine	-40 to +85 -40 to +105 20 50	-40 to +85 -40 to +105 20 50

Table 3 HE3600 Series Miniature Relay **Coil Characteristics @ 25°C.**

Contact Form & Type	Electrical & Operating Characteristics	Dimensions	Part Number	Nominal Coil Voltage Vdc	Coil Resistance $\pm 10\%$ Ohms	Must Operate Vdc	Must Release Vdc	Maximum Coil Voltage Vdc	Top View 2,54 mm, 0.1 in. Grid Dot on Case: Pin 1 Numbers not printed on case.
IA SPST-NO	See Table 2	See Table 1	HE3621A0500 HE3671A0500 HE3621A1200 HE3671A1200 HE3621A2400 HE3671A2400	5 12 24	500 1000 2150	3.75 8.0 16.0	0.5 1.0 2.0	14 22 31	

INFORMATION PROVIDED ON THIS DATA SHEET IS PROVIDED FOR INFORMATION PURPOSES ONLY AND SHOULD NOT BE RELIED UPON AS BEING ACCURATE FOR ANY PARTICULAR PURPOSE. Product performance may be affected by the application to which the product is put. Upon request, HAMLIN will assist purchasers by providing information specific to any particular application. HAMLIN disclaims any and all liability whatsoever for any purchaser's reliance upon the information contained on this data sheet without further consultation with authorised representatives of HAMLIN.