IDC – DIP Plugs 2.54mm
IDC pitch 1.27mm







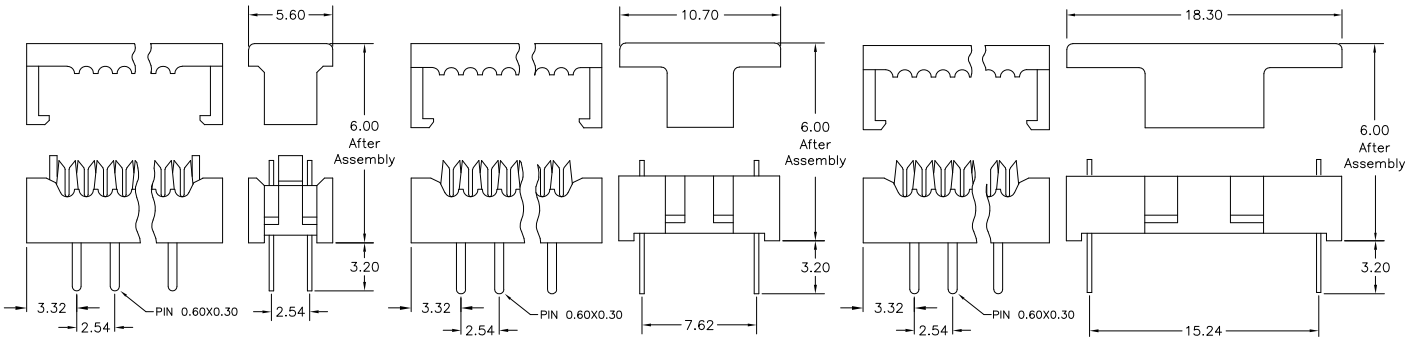

S 100 S 300 S 600

APPLICATION AND FEATURES

- A perfect solution for attaching a 1.27mm flat ribbon cable to a PC-board
- Low-profile, only 6.00mm above board
- Designed for direct soldering to a PC-board

PCB Hole Layout

S 100 S 300 S 600

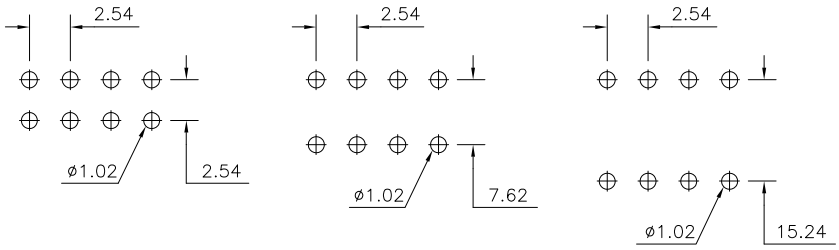

SPECIFICATIONS

Current rating	1 A
Insulator resistance	1000 MΩ min.
Contact resistance	30 mΩ max.
Withstanding voltage	500 V AC

Operating temperature	- 40°C to +105°C
Contact material *(RoHS compliant)*	Phosphor Bronze
Insulator material *(RoHS compliant)*	P.B.T. UL 94 V-0

How to order

IDP - xxx - S xxx - N5

Nbr of contacts		
S 100 Style	**S 300** Style	**S 600** Style
006; 008; 010; 012 014; 016; 020; 024 026; 030; 034; 040 050; 060; 064	**008; 010; 014 016; 018; 020 024; 026; 028 034; 040**	**010; 014; 016 018; 020; 024 026; 028; 032 034; 036; 040**

DIP Plug style	
Code	Pitch (mm/inch)
S 100	2.54 / .100
S 300	7.62 / .300
S 600	15.24 / .600

Plating
N5
Ni on IDC area/Au on solder tail