

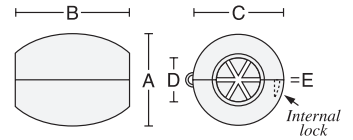


## Jelly Bean Snap

### MINIATURE SIZE WITH INTERNAL LOCKING SYSTEM.

Cannot be reopened after snapping closed into position. Ensures that suppressor cannot be removed. Grip-lock tabs at entry/exit ports prevent longitudinal slippage on a range of cable diameters from .060" to .120" (1,5 to 3,0mm).

Excellent for tight spaces and low profile applications. A cost-effective alternative to "molded-in" suppressors, shrink tubing, tie wraps, taping, and other secondary installation operations.



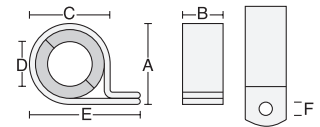
Patent Nos. 5,003,278 , 5,162,772 and 5,764,125

Part No.	Material	A		B		C		D		E		Color	Impedance in OHMS	Maximum recommended cable size		
JB28B0010	28	.670	17,0	.820	20,8	.670	17,0	.290	7,4	.055	1,4	Grey	160 @ 100MHz	.060	1,5 to .120	3,1 dia.
JB28B0010K	28	.670	17,0	.820	20,8	.670	17,0	.290	7,4	.055	1,4	Black	160 @ 100MHz	.060	1,5 to .120	3,1 dia.



## Cable Clamp

Ferrite assembly bonded to nylon strap; functional with wires and cables up to a 1.00" (25,4 mm) diameter. Holes are provided for screw mounting.



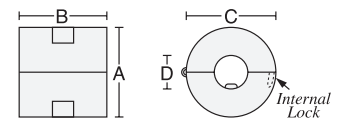
Part No.	Material	A		B		C		D		E		F		Color	Impedance in OHMS	Maximum recommended cable size	
TC25B0642	25	.785	19,9	.630	16,0	.785	19,9	.320	8,1	1.335	33,9	.195	5,0	Grey	290 @ 700MHz	.320	8,1 dia.
TC25B0642K	25	.785	19,9	.630	16,0	.785	19,9	.320	8,1	1.335	33,9	.195	5,0	Black	290 @ 700MHz	.320	8,1 dia.
TC25B2000	25	2.125	54,0	1.500	38,1	2.125	54,0	1.000	25,4	2.860	72,6	.281	7,1	Grey	890 @ 700MHz	1.000	25,4 dia.
TC25B2000K	25	2.125	54,0	1.500	38,1	2.125	54,0	1.000	25,4	2.860	72,6	.281	7,1	Black	890 @ 700MHz	1.000	25,4 dia.
TC28B0550	28	.685	17,4	1.105	28,1	.685	17,4	.214	5,4	1.102	28,0	.195	5,0	Grey	281 @ 100MHz	.214	5,4 dia.
TC28B0550K	28	.685	17,4	1.105	28,1	.685	17,4	.214	5,4	1.102	28,0	.195	5,0	Black	281 @ 100MHz	.214	5,4 dia.
TC28B0642	28	.785	19,9	.630	16,0	.785	19,9	.320	8,1	1.335	33,9	.195	5,0	Grey	100 @ 100MHz	.320	8,1 dia.
TC28B0642K	28	.785	19,9	.630	16,0	.785	19,9	.320	8,1	1.335	33,9	.195	5,0	Black	100 @ 100MHz	.320	8,1 dia.
TC28B0937	28	1.127	28,6	.551	14,0	1.127	28,6	.449	11,4	1.677	42,6	.195	5,0	Grey	117 @ 100MHz	.449	11,4 dia.
TC28B0937K	28	1.127	28,6	.551	14,0	1.127	28,6	.449	11,4	1.677	42,6	.195	5,0	Black	117 @ 100MHz	.449	11,4 dia.
TC28B0984	28	1.127	28,6	.500	12,7	1.127	28,6	.591	15,0	1.677	42,6	.195	5,0	Grey	62 @ 100MHz	.591	15,0 dia.
TC28B0984K	28	1.127	28,6	.500	12,7	1.127	28,6	.591	15,0	1.677	42,6	.195	5,0	Black	62 @ 100MHz	.591	15,0 dia.
TC28B1501	28	1.628	41,4	1.000	25,4	1.628	41,4	.750	19,1	2.150	54,6	.195	5,0	Grey	177 @ 100MHz	.750	19,1 dia.
TC28B1501K	28	1.628	41,4	1.000	25,4	1.628	41,4	.750	19,1	2.150	54,6	.195	5,0	Black	177 @ 100MHz	.750	19,1 dia.
TC28B1500	28	1.628	41,4	1.000	25,4	1.628	41,4	1.000	25,4	2.150	54,6	.195	5,0	Grey	133 @ 100MHz	1.000	25,4 dia.
TC28B1500K	28	1.628	41,4	1.000	25,4	1.628	41,4	1.000	25,4	2.150	54,6	.195	5,0	Black	133 @ 100MHz	1.000	25,4 dia.
TC28B2000	28	2.125	54,0	1.500	38,1	2.125	54,0	1.000	25,4	2.860	72,6	.281	7,1	Grey	380 @ 100MHz	1.000	25,4 dia.
TC28B2000K	28	2.125	54,0	1.500	38,1	2.125	54,0	1.000	25,4	2.860	72,6	.281	7,1	Black	380 @ 100MHz	1.000	25,4 dia.



## Internal Locking Snap

### WITH SECURE INTERNAL LOCKING SYSTEM.

Cannot be reopened after snapping closed into position. Ensures that suppressor cannot be removed. Grip-lock tabs at entry/exit ports prevent longitudinal slippage on a range of cable diameters from .275" to .300" (7,0 to 7,6mm). A cost-effective alternative to over-molding.



Patent Nos. 5,003,278 , 5,162,772 and 5,764,125

Part No.	Material	A		B		C		D		Color	Impedance in OHMS	Maximum recommended cable size	
IL25B0642G	25	.780	19,8	.780	19,8	.780	19,8	.316	8,0	Grey	290 @ 700MHz	.320	8,1 dia.
IL25B0642K	25	.780	19,8	.780	19,8	.780	19,8	.316	8,0	Black	290 @ 700MHz	.320	8,1 dia.
IL28B0642G	28	.780	19,8	.780	19,8	.780	19,8	.316	8,0	Grey	100 @ 100MHz	.320	8,1 dia.
IL28B0642B	28	.780	19,8	.780	19,8	.780	19,8	.316	8,0	Beige	100 @ 100MHz	.320	8,1 dia.
IL28B0642K	28	.780	19,8	.780	19,8	.780	19,8	.316	8,0	Black	100 @ 100MHz	.320	8,1 dia.