
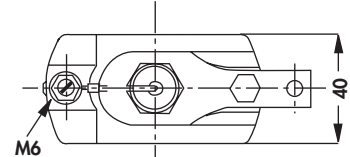
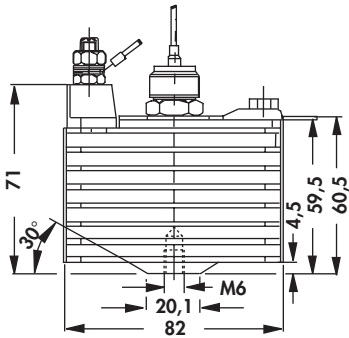

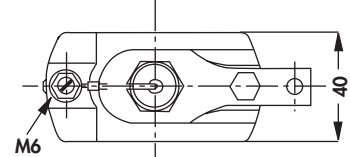
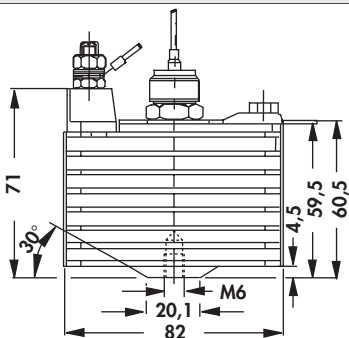

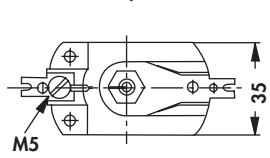
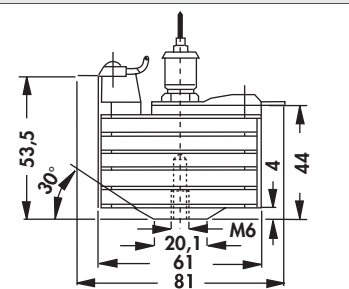

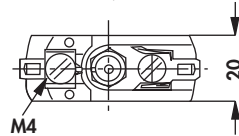
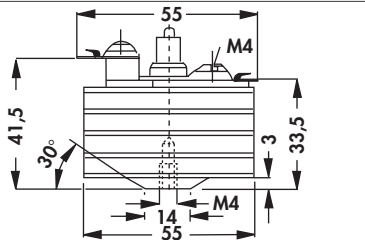


Die-cast heatsinks

Die-cast acc. to german standard DIN 41882

– other lengths and drillings on request

<p>art. no.</p> 	<p>2,8 K/W</p> 	
<p>K 3 ... for mounting use insulator: art. no.: IS 53</p>		
<p>please indicate: ... semiconductor retaining thread M 6, M 8, M 10, M 12, 1/4"-28 UNF</p>		
<p>art. no.</p> 	<p>2,8 K/W</p> 	
<p>K 3 T ... Cathode lug insulator with an additional insulated connection (M 3). for mounting use insulator: art. no.: IS 53</p>		
<p>please indicate: ... semiconductor retaining thread M 6, M 8</p>		
<p>art. no.</p> 	<p>5 K/W</p> 	
<p>K 5 ... for mounting use insulator: art. no.: IS 53</p>		
<p>please indicate: ... semiconductor retaining thread M 5, M 6, M 8, 1/4"-28 UNF</p>		
<p>art. no.</p> 	<p>9 K/W</p> 	
<p>K 9 ... for mounting use insulator: art. no.: IS 53</p>		
<p>please indicate: ... semiconductor retaining thread M 4, M 5</p>		
<p>surface:</p>		<p>black lacquered</p>

Mounting for TO 3 angle
Special profiles
Standard aluminium profiles
Heatsinks for PCB

→ A 125 Heatsinks for DC/DC converter
→ A 21 Profiles for lock-in fixing spring
→ A 135 – 136 Heatsink profile-overview
→ A 89 – 112 Technical introduction

→ A 113 – 114
→ A 84 – 88
→ A 13 – 17
→ A 2 – 8

A 126

A

B

C

D

E

F

G

H

I

K

L

M

N