


A

## Combination cases

B

C



**1** cover plate; **2** aluminium profile

D

- case for 100 mm Eurocards with various combination possibilities
- integrated guide slots in 5.08 mm grid spacing (1 HP)
- suitable version for EMC by means of electrical conductive surface treatments (**TP**) and additional conductive seals (protection class IP 54 achievable) **EDKO** → M 43
- the **KO** series profiles can be combined with each other as well as with profiles of module design **HB**
- profile **KO T** for 35 mm DIN-mounting rail


E

### Examples of KO-cases

F

G

H



I

#### profile versions:

- KO H** = cover
- KO E** = 19" insert module
- KO K** = cooling fins
- KO L** = screw strap
- KO W** = cooling case
- KO N** = slot for sliding nut M 4
- KO T** = with integrated fixing clamp for 35 mm DIN-mounting rail
- KO P** = desk cover with the possibility to integrate foils on front or foil keyboards
- KO F** = with THFU installation possibility
- KO R** = fin panel
- KO G** = threaded rails, square nut

K

L

M

N

### M 11

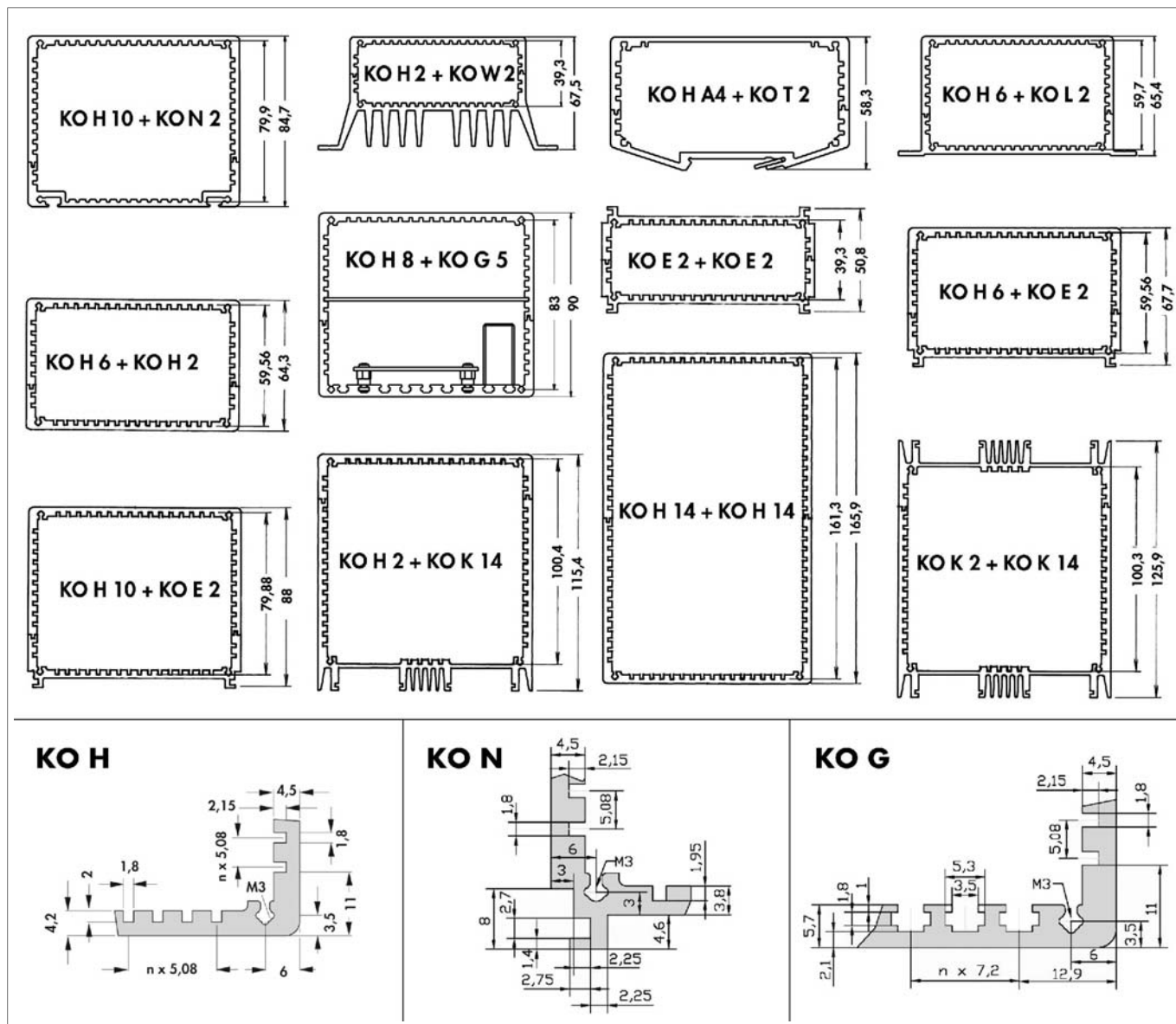
Shell cases  
Order example KO H-Profile  
Cooling case  
Universal tube cases

→ M 3 – 4  
→ M 12  
→ M 31 – 34  
→ M 20

Extruded assembled cases → M 5  
Desk consoles → M 8  
Tube cases → M 21  
Combination profiles (meter length) → M 17

## Combination cases

### Complete cases / Combination possibilities



### Order example

<b>KO K 2</b>	<b>KO H 10</b>	<b>160</b>	<b>MS</b>
first profile	second profile	available lengths (internal dimension): 100, 120, 160, 200, 220, 234 mm	requested surface finish: SA = complete case black anodised ME = complete case clear anodised MS = case profile black anodised, cover panels clear anodised TP = complete case chrome-free transparent passivated
further surfaces upon request			
please order cover plates separately			

Shell cases  
Order example KO H-Profile  
Cooling case  
Universal tube cases

→ M 3 - 4  
→ M 12  
→ M 31 - 34  
→ M 20

Extruded assembled cases  
Desk consoles  
Tube cases  
Combination profiles (meter length)

→ M 5  
→ M 8  
→ M 21  
→ M 17

**M 12**

A

B

C

D

E

F

G

H

I

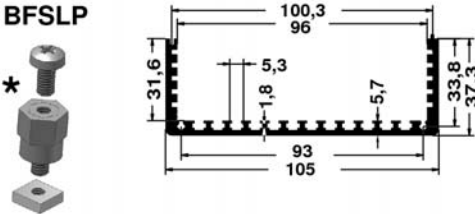

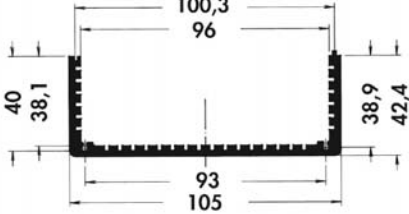
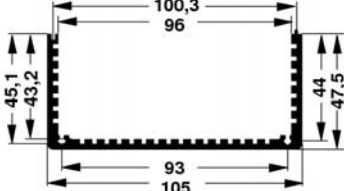
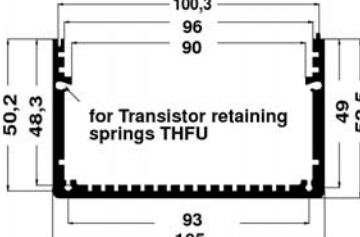
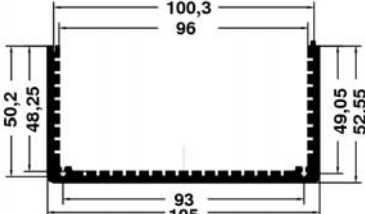
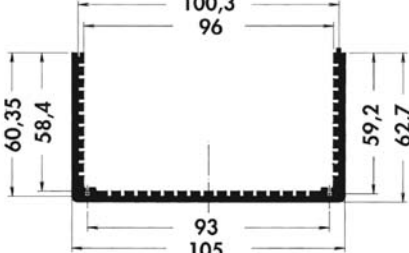
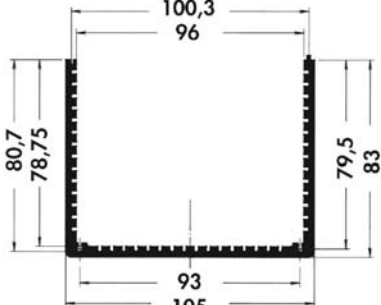
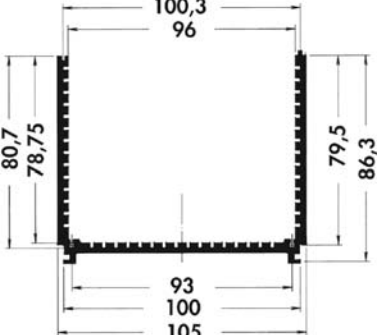
K

L

M

N

## Combination cases

 <p><b>BFSLP</b></p> <p>* </p> <p>Dimensions: 100,3, 96, 31,6, 5,3, 1,8, 5,7, 33,8, 37,3, 93, 105</p>	 <p>Dimensions: 100,3, 96, 40, 38,1, 93, 105, 38,9, 42,4</p>
<p><b>art. no.</b></p> <p><b>KO G 5</b></p>	<p><b>art. no.</b></p> <p><b>KO H 6</b></p>
 <p>Dimensions: 100,3, 96, 45,1, 43,2, 44, 47,5, 93, 105</p>	 <p>Dimensions: 100,3, 96, 90, 50,2, 48,3, 49, 52,5, 93, 105</p> <p>for Transistor retaining springs THFU</p>
<p><b>art. no.</b></p> <p><b>KO H 7</b></p>	<p><b>art. no.</b></p> <p><b>KO F 3</b></p>
 <p>Dimensions: 100,3, 96, 50,2, 48,25, 49,05, 52,55, 93, 105</p>	 <p>Dimensions: 100,3, 96, 60,35, 58,4, 59,2, 62,7, 93, 105</p>
<p><b>art. no.</b></p> <p><b>KO H 8</b></p>	<p><b>art. no.</b></p> <p><b>KO H 10</b></p>
 <p>Dimensions: 100,3, 96, 80,7, 78,75, 79,5, 83, 93, 105</p>	 <p>Dimensions: 100,3, 96, 80,7, 78,75, 79,5, 86,3, 93, 100, 105</p>
<p><b>art. no.</b></p> <p><b>KO H 14</b></p>	<p><b>art. no.</b></p> <p><b>KO E 14</b></p>

\* fixing slot BFSLP suitable for KO G 5

profiles in meter lengths 1000 mm → M 18

Order example KO H-Profile → M 12  
 Case for DIN-mounting rail → M 13 - 17  
 Combination profiles (meter length) → M 17  
 Euro case → M 9

Desk consoles → M 8  
 Tube cases with Eurocards → M 23  
 Miniature aluminium case → M 25  
 Case with cooling fins → M 29

**M 14**

A

B

C

D

E

F

G

H

I

K

L

M

N

A

## Combination cases

B

C

D

E

F

G

H

I

K

L

M

<p align="center"><b>art. no.</b></p>	<p align="center"><b>art. no.</b></p>
<p><b>KO H 0</b></p>	<p><b>KO H 1</b></p>
<p align="center"><b>art. no.</b></p>	<p align="center"><b>art. no.</b></p>
<p><b>KO N 2</b></p>	<p><b>KO H 2</b></p>
<p align="center"><b>art. no.</b></p>	<p align="center"><b>art. no.</b></p>
<p><b>KO E 2</b></p>	<p><b>KO T 2</b></p>
<p align="center"><b>art. no.</b></p>	<p align="center"><b>art. no.</b></p>
<p><b>KO R 2</b></p>	<p><b>KO H 4 A</b></p>
<p align="center"><b>art. no.</b></p>	<p align="center"><b>art. no.</b></p>
<p><b>KO K 2</b></p>	<p><b>KO P 2</b></p>

\* slide nut **SM 4** suitable for **KO N ...**

profiles in meter lengths 1000 mm → M 18

**M 13**

Fixing material  
Heatsink insert modules  
EMC-seals  
IP-seals

→ N 65  
→ N 48 - 49  
→ M 43 - 45  
→ M 45

Case for HF-technology → M 42  
Sheet metal construction → M 44  
Decorative surfaces → M 43  
Front plates acc. to custom. requirem. → M 44

N

A

## Combination cases

B

C

D

<p style="text-align: center;"><b>art. no.</b></p> <p style="text-align: center;"><b>KO K 14</b></p>	<p style="text-align: center;"><b>art. no.</b></p> <p style="text-align: center;"><b>KO W 2</b></p>
<p style="text-align: center;"><b>art. no.</b></p> <p style="text-align: center;"><b>KO L 1</b></p>	<p style="text-align: center;"><b>art. no.</b></p> <p style="text-align: center;"><b>KO L 2</b></p>
<p style="text-align: center;"><b>art. no.</b></p> <p style="text-align: center;"><b>BFSLP</b></p>	<p style="text-align: center;"><b>art. no.</b></p> <p style="text-align: center;"><b>SM 4</b></p>

\* fixing slots KO L 1, KO L 2

profiles in meter lengths 1000 mm → M 18

K

L

M

N

### M 15

Fixing material  
Tilt foot and feet  
PC/104 cases  
Tube cases

→ N 65  
→ M 46  
→ M 19  
→ M 21

Case for DIN-mounting rail  
Extruded assembled cases  
Shell cases  
Cooling case

→ M 13 - 17  
→ M 5  
→ M 3 - 3  
→ M 31 - 34