


3/8" Square (10 mm) Single-Turn Cermet Trimmer



The Model 63 cermet trimmer is available in several pin configurations for top or side adjustment and with a choice of Knob styles for finger setting. Quick adjustment is achieved with multi-finger wiper and the standard resistance range is between 100 Ω and 2 MΩ with a tolerance of ± 10 %.

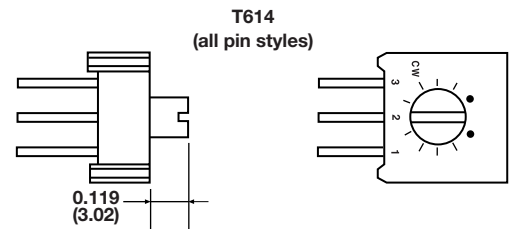
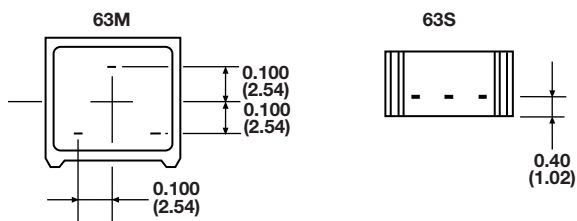
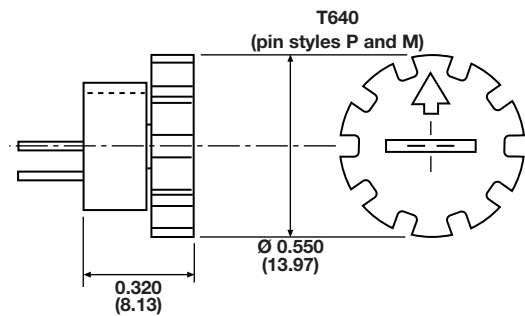
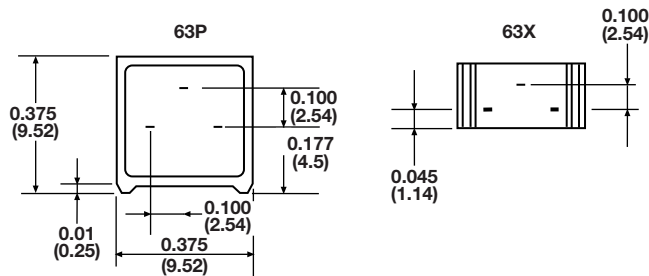
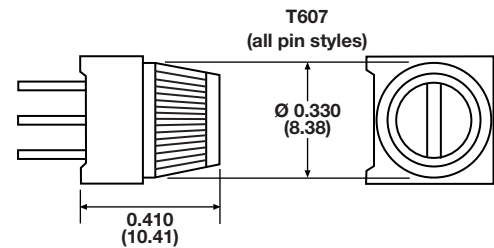
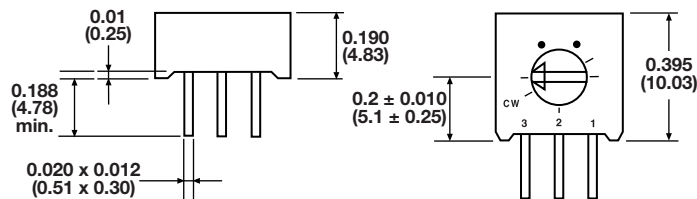
FEATURES

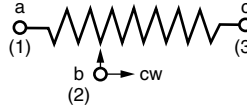
- Arrow and graduations for repeatable settings
- “O” ring seal for solvent and aqueous washing
- Rigid board mounting achieved with pins secured in housing
- Multi-finger wiper for better contact resistance
- Solid end stop
- Tests according to CECC 41000 or IEC 60393-1
- Material categorization: For definitions of compliance please see www.vishay.com/doc?99912



RoHS
COMPLIANT

DIMENSIONS in inches (millimeters) ± 0.02" (0.5 mm)



ELECTRICAL SPECIFICATIONS	
Effective travel	270° nominal
Resistance range	100 Ω to 2 MΩ
Resistance tolerance	± 10 %
End resistance	2 Ω or 1 % whichever is greater
Temperature coefficient of resistance (typical)	± 100 ppm/°C
Power rating	0.5 W at +70 °C derated linearly to 0 W at 125 °C maximum voltage not to exceed 250 V
Circuit diagram	
Dielectric withstand voltage	1000 V _{AC} at sea level; 250 V _{AC} at 80 000 ft (24 000 m)
Insulation resistance (500 V _{DC})	1000 MΩ minimum
Contact resistance variation	1 % or 1 Ω , whichever is greater

MECHANICAL SPECIFICATIONS	
Mechanical travel	300° ± 50
Starting torque	35 mNm max.
Weight	0.03 oz. (0.85 g) max.
Resistance element	Cermet
2 terminal adjustability	± 0.15 % of RT
3 terminal adjustability	± 0.05 % of applied voltage
Terminals	Pure Sn (code e3)

ENVIRONMENTAL SPECIFICATIONS	
Temperature range	-55 °C to +125 °C
Climatic category	55/125/21
Sealing	IP64

PERFORMANCES						
TESTS	CONDITIONS	MAX. (R)	CHANGE PER CECC		PER IEC	PER MIL
			V _{AB} /V _{AC}	41100		
Vibration	98 m/s ² , 10 Hz to 500 Hz	1 %	2 %	(PARA 2.3.2)	Test FC (IEC 6-2-6)	Method 204
Electrical endurance	1000 h	3 %	-	(PARA 2.5.16)	-	No equiv.
Soldering	-	-	-	(PARA 2.3.7)	Test TB (IEC 68-2-20)	Method 208
Resistance to heat	-	1 %	-	(PARA 2.3.7)	Test B (IEC 68-2-20A)	Method 210
Damp heat steady state	21 days	3 %	-	(PARA 2.1)	Test C (IEC 68-2-3)	Method 103
Mechanical life	200 cycles	3 %	-	-	Method 2	-
Terminal strength	2.2 lbs. (1 kg)	min.	-	-	-	-

MARKING
<ul style="list-style-type: none"> • Vishay trademark • Model • Resistance value • Tolerance • Date code • Terminal identification



PACKAGING
<ul style="list-style-type: none"> In box of 200 pieces code B40 (BO200) On request : <ul style="list-style-type: none"> In box of 100 pieces code B30 (BO100) In tube of 50 pieces code T20 (TU50)

ORDERING INFORMATION (Part Number)														
M	6	3	P	2	0	1	K	B	4	0	T	6	0	7
Model	STYLE		OHMIC VALUE			TOLERANCE		PACKAGING CODE			SPECIAL NUMBER			
M63	P M X S		From 100 Ω to 2 MΩ 201 = 200R			K = 10 %		B40 = Box 200 pieces On request: B30 = Box 100 pieces T20 = Tube 50 pieces			(If applicable) Given by Vishay for custom design			

DESCRIPTION (for information only)						
63	P	200U	10 %	T607	BO200	e3
MODEL	STYLE	VALUE	TOLERANCE	SPECIAL	PACKAGING	LEAD FINISH



Disclaimer

ALL PRODUCT, PRODUCT SPECIFICATIONS AND DATA ARE SUBJECT TO CHANGE WITHOUT NOTICE TO IMPROVE RELIABILITY, FUNCTION OR DESIGN OR OTHERWISE.

Vishay Intertechnology, Inc., its affiliates, agents, and employees, and all persons acting on its or their behalf (collectively, "Vishay"), disclaim any and all liability for any errors, inaccuracies or incompleteness contained in any datasheet or in any other disclosure relating to any product.

Vishay makes no warranty, representation or guarantee regarding the suitability of the products for any particular purpose or the continuing production of any product. To the maximum extent permitted by applicable law, Vishay disclaims (i) any and all liability arising out of the application or use of any product, (ii) any and all liability, including without limitation special, consequential or incidental damages, and (iii) any and all implied warranties, including warranties of fitness for particular purpose, non-infringement and merchantability.

Statements regarding the suitability of products for certain types of applications are based on Vishay's knowledge of typical requirements that are often placed on Vishay products in generic applications. Such statements are not binding statements about the suitability of products for a particular application. It is the customer's responsibility to validate that a particular product with the properties described in the product specification is suitable for use in a particular application. Parameters provided in datasheets and/or specifications may vary in different applications and performance may vary over time. All operating parameters, including typical parameters, must be validated for each customer application by the customer's technical experts. Product specifications do not expand or otherwise modify Vishay's terms and conditions of purchase, including but not limited to the warranty expressed therein.

Except as expressly indicated in writing, Vishay products are not designed for use in medical, life-saving, or life-sustaining applications or for any other application in which the failure of the Vishay product could result in personal injury or death. Customers using or selling Vishay products not expressly indicated for use in such applications do so at their own risk. Please contact authorized Vishay personnel to obtain written terms and conditions regarding products designed for such applications.

No license, express or implied, by estoppel or otherwise, to any intellectual property rights is granted by this document or by any conduct of Vishay. Product names and markings noted herein may be trademarks of their respective owners.

Material Category Policy

Vishay Intertechnology, Inc. hereby certifies that all its products that are identified as RoHS-Compliant fulfill the definitions and restrictions defined under Directive 2011/65/EU of The European Parliament and of the Council of June 8, 2011 on the restriction of the use of certain hazardous substances in electrical and electronic equipment (EEE) - recast, unless otherwise specified as non-compliant.

Please note that some Vishay documentation may still make reference to RoHS Directive 2002/95/EC. We confirm that all the products identified as being compliant to Directive 2002/95/EC conform to Directive 2011/65/EU.

Vishay Intertechnology, Inc. hereby certifies that all its products that are identified as Halogen-Free follow Halogen-Free requirements as per JEDEC JS709A standards. Please note that some Vishay documentation may still make reference to the IEC 61249-2-21 definition. We confirm that all the products identified as being compliant to IEC 61249-2-21 conform to JEDEC JS709A standards.