




**BOURNS®**

## Features

- Radial Leaded Devices
- Cured, flame retardant epoxy polymer insulating material meets UL 94V-0 requirements
- Bulk packaging, tape and reel and Ammo-Pak available on most models
- Agency recognition: 

## Applications

Almost anywhere there is a low voltage power supply and a load to be protected, including:

- Computers & peripherals
- General electronics
- Automotive applications

## MF-R Series - PTC Resettable Fuses

### Electrical Characteristics

Model	V max. Volts	I max. Amps	I <sub>hold</sub>	I <sub>trip</sub>	Initial Resistance		1 Hour (R <sub>1</sub> ) Post-Trip Resistance	Max. Time To Trip at 5*I <sub>h</sub>	Tripped Power Dissipation
			Amperes at 23°C		Ohms at 23°C		Ohms at 23°C	Seconds at 23°C	Watts at 23°C
			Hold	Trip	Min.	Max.	Max.		
MF-R010	60	40	0.10	0.20	2.50	4.50	7.50	4.0	0.38
MF-R017	60	40	0.17	0.34	2.00	3.20	8.00	3.0	0.48
MF-R020	60	40	0.20	0.40	1.50	2.84	4.40	2.2	0.40
MF-R025	60	40	0.25	0.50	1.00	1.95	3.00	2.5	0.45
MF-R030	60	40	0.30	0.60	0.76	1.36	2.10	3.0	0.50
MF-R040	60	40	0.40	0.80	0.52	0.86	1.29	3.8	0.55
MF-R050	60	40	0.50	1.00	0.41	0.77	1.17	4.0	0.75
MF-R065	60	40	0.65	1.30	0.27	0.48	0.72	5.3	0.90
MF-R075	60	40	0.75	1.50	0.18	0.40	0.60	6.3	0.90
MF-R090	60	40	0.90	1.80	0.14	0.31	0.47	7.2	1.00
MF-R090-0-9	30	40	0.90	1.80	0.07	0.12	0.22	5.9	0.60
MF-R110	30	40	1.10	2.20	0.10	0.18	0.27	6.6	0.70
MF-R135	30	40	1.35	2.70	0.065	0.115	0.17	7.3	0.80
MF-R160	30	40	1.60	3.20	0.055	0.105	0.15	8.0	0.90
MF-R185	30	40	1.85	3.70	0.040	0.07	0.11	8.7	1.00
MF-R250	30	40	2.50	5.00	0.025	0.048	0.07	10.3	1.20
MF-R250-0-10	30	40	2.50	5.00	0.025	0.048	0.07	10.3	1.20
MF-R300	30	40	3.00	6.00	0.020	0.05	0.08	10.8	2.00
MF-R400	30	40	4.00	8.00	0.010	0.03	0.05	12.7	2.50
MF-R500	30	40	5.00	10.00	0.010	0.03	0.05	14.5	3.00
MF-R600	30	40	6.00	12.00	0.005	0.02	0.04	16.0	3.50
MF-R700	30	40	7.00	14.00	0.005	0.02	0.03	17.5	3.80
MF-R800	30	40	8.00	16.00	0.005	0.02	0.03	18.8	4.00
MF-R900	30	40	9.00	18.00	0.005	0.01	0.02	*20.0	4.20

\*Tested at 40 amps

### Environmental Characteristics

Operating/Storage Temperature	.....-40°C to +85°C
Maximum Device Surface Temperature	.....125°C
in Tripped State	.....125°C
Passive Aging	.....+85°C, 1000 hours .....±5% typical resistance change
Humidity Aging	.....+85°C, 85% R.H. 1000 hours .....±5% typical resistance change
Thermal Shock	.....MIL-STD-202F, Method 107G, .....±10% typical resistance change
	.....+125°C to -40°C, 10 times
Mechanical Shock	.....MIL-STD-202, Method 213, .....No resistance change
	.....Condition 1 (100g, 6 seconds)
Solvent Resistance	.....MIL-STD-202, Method 215 .....No change
Vibration	.....MIL-STD-883C, Method 2007.1, .....No change
	.....Condition A

### Test Procedures And Requirements For Model MF-R Series

Test	Test Conditions	Accept/Reject Criteria
Visual/Mech.	.....Verify dimensions and materials.....	.....Per MF physical description
Resistance	.....In still air @ 23°C	.....R <sub>min</sub> ≤ R ≤ R <sub>max</sub>
Time to Trip	.....5 times I <sub>hold</sub> , V <sub>max</sub> , 23°C	.....T ≤ max. time to trip (seconds)
Hold Current	.....30 min. at I <sub>hold</sub> .....	.....No trip
Trip Cycle Life	.....V <sub>max</sub> , I <sub>max</sub> , 100 cycles	.....No arcing or burning
Trip Endurance	.....V <sub>max</sub> , 48 hours	.....No arcing or burning

UL File Number .....E 174545S\*  
 CSA File Number .....CA 110338  
 TÜV File Number .....E9772255.01

**LOMEX KFT 1134 Budapest Lehel u. 17**  
 Tel.: 349-5906 Fax.: 320-3292  
 Honlap: www.lomex.hu E-mail: info@lomex.hu

\*MF-R010 - R050 rated at 30V.

## Additional Features

- Patents pending

LOMEX KFT 1134 Budapest Lehel u. 17  
 Tel.: 349-5906 Fax.: 320-3292  
 Honlap: www.lomex.hu E-mail: info@lomex.hu

# MF-R Series - PTC Resettable Fuses

# BOURNS®

### Product Dimensions

Model	A Max.	B Max.	C		D Min.	E Max.	Physical Characteristics		
			Nom.	Tol. ±			Style	Lead	Material
MF-R010	7.4	12.7	5.1	0.7	7.6	3.1	1	0.51 dia.	Sn/NiCu
MF-R017	7.4	12.7	5.1	0.7	7.6	3.1	1	0.51 dia.	Sn/CuFe
MF-R020	7.4	12.7	5.1	0.7	7.6	3.1	1	0.51 dia.	Sn/CuFe
MF-R025	7.4	12.7	5.1	0.7	7.6	3.1	1	0.51 dia.	Sn/CuFe
MF-R030	7.4	13.4	5.1	0.7	7.6	3.1	1	0.51 dia.	Sn/CuFe
MF-R040	7.4	13.7	5.1	0.7	7.6	3.1	1	0.51 dia.	Sn/CuFe
MF-R050	7.9	13.7	5.1	0.7	7.6	3.1	1	0.51 dia.	Sn/Cu
MF-R065	9.7	15.2	5.1	0.7	7.6	3.1	1	0.51 dia.	Sn/Cu
MF-R075	10.4	16.0	5.1	0.7	7.6	3.1	1	0.51 dia.	Sn/Cu
MF-R090	11.7	16.7	5.1	0.7	7.6	3.1	1	0.51 dia.	Sn/Cu
MF-R090-0-9	7.4	12.2	5.1	0.7	7.6	3.0	2	0.51 dia.	Sn/CuFe
MF-R110	8.9	14.0	5.1	0.7	7.6	3.0	1	0.51 dia.	Sn/Cu
MF-R135	8.9	18.9	5.1	0.7	7.6	3.0	1	0.51 dia.	Sn/Cu
MF-R160	10.2	16.8	5.1	0.7	7.6	3.0	1	0.51 dia.	Sn/Cu
MF-R185	12.0	18.4	5.1	0.7	7.6	3.0	1	0.51 dia.	Sn/Cu
MF-R250	12.0	18.3	5.1	0.7	7.6	3.0	2	0.81 dia.	Sn/Cu
MF-R-250-0-10	11.4	18.3	5.1	0.7	7.6	3.0	3	0.51 dia.	Sn/CuFe
MF-R300	12.0	18.3	5.1	0.7	7.6	3.0	2	0.81 dia.	Sn/Cu
MF-R400	14.4	24.8	5.1	0.7	7.6	3.0	2	0.81 dia.	Sn/Cu
MF-R500	17.4	24.9	10.2	0.7	7.6	3.0	2	0.81 dia.	Sn/Cu
MF-R600	19.3	31.9	10.2	0.7	7.6	3.0	2	0.81 dia.	Sn/Cu
MF-R700	22.1	29.8	10.2	0.7	7.6	3.0	2	0.81 dia.	Sn/Cu
MF-R800	24.2	32.9	10.2	0.7	7.6	3.0	2	0.81 dia.	Sn/Cu
MF-R900	24.2	32.9	10.2	0.7	7.6	3.0	2	0.81 dia.	Sn/Cu

#### Packaging options:

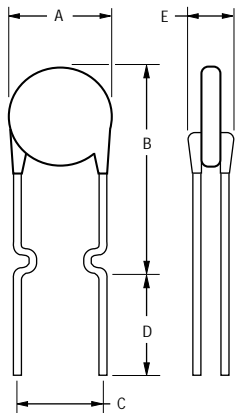
**BULK:** MF-R010-MF-R185 = 500 pcs. per bag; MF-R250-MF-R900 = 100 pcs. per bag;  
 MF-R090-0-9 & MF-R250-0-10 = 500 pcs. per bag.

**TAPE & REEL:** MF-R010-MF-R160 - 12.7mm device pitch = 3000 pcs. per reel; MF-R185-MF-R400 - 25.4mm device pitch = 1500 pcs. per reel;  
 MF-R090-0-9 & MF-R250-0-10 = 3000 pcs. per reel.

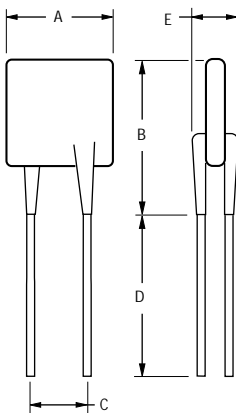
**AMMO-PACK:** MF-R010-MF-R160 - 12.7mm device pitch = 2000 pcs. per reel; MF-R185-MF-R400 - 25.4mm device pitch = 1000 pcs. per reel;  
 MF-R090-0-9 & MF-R250-0-10 = 2000 pcs. per reel.

DIMENSIONS = MM.  
 0.51 (24AWG)  
 0.81 (20AWG)

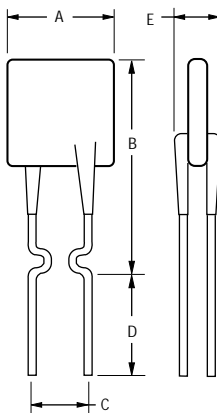
Package 1



Package 2



Package 3



NOTE: Kinked lead option is available for board standoff. Contact factory for details.

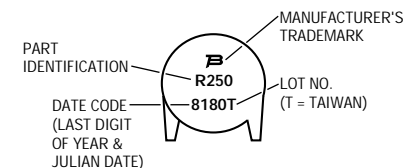
### Typical Part Marking: MF-R010 - 025

Represents total content. Layout may vary.



### Typical Part Marking: MF-R030 - 900

Represents total content. Layout may vary.



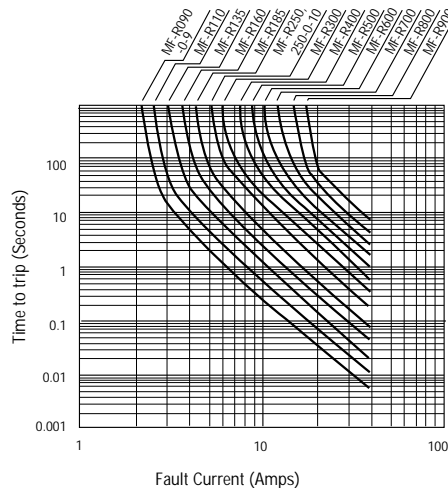
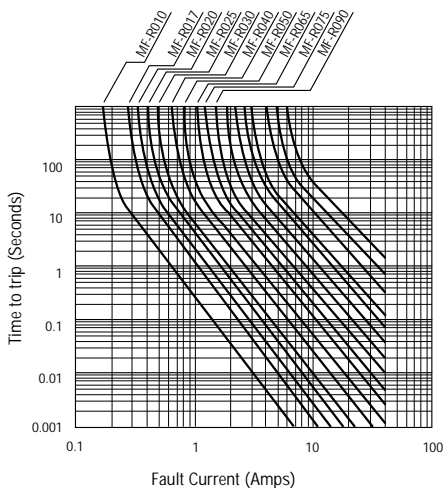
# MF-R Series - PTC Resettable Fuses



## Thermal Derating Chart - I<sub>hold</sub> / I<sub>trip</sub> (Amps)

Model	Ambient Operating Temperature								
	-40°C	-20°C	0°C	23°C	40°C	50°C	60°C	70°C	85°C
MF-R010	0.16 / 0.32	0.14 / 0.28	0.12 / 0.24	0.10 / 0.20	0.08 / 0.16	0.07 / 0.14	0.06 / 0.12	0.05 / 0.10	0.04 / 0.08
MF-R017	0.26 / 0.52	0.23 / 0.46	0.20 / 0.40	0.17 / 0.34	0.14 / 0.28	0.12 / 0.24	0.11 / 0.22	0.09 / 0.18	0.07 / 0.14
MF-R020	0.31 / 0.62	0.27 / 0.54	0.24 / 0.48	0.20 / 0.40	0.16 / 0.32	0.14 / 0.28	0.13 / 0.26	0.11 / 0.22	0.08 / 0.16
MF-R025	0.39 / 0.78	0.34 / 0.68	0.30 / 0.60	0.25 / 0.50	0.20 / 0.40	0.18 / 0.36	0.16 / 0.32	0.14 / 0.28	0.10 / 0.20
MF-R030	0.47 / 0.94	0.41 / 0.82	0.36 / 0.72	0.30 / 0.60	0.24 / 0.48	0.22 / 0.44	0.19 / 0.38	0.16 / 0.32	0.12 / 0.24
MF-R040	0.62 / 1.24	0.54 / 1.08	0.48 / 0.96	0.40 / 0.80	0.32 / 0.64	0.29 / 0.58	0.25 / 0.50	0.22 / 0.44	0.16 / 0.32
MF-R050	0.78 / 1.56	0.68 / 1.36	0.60 / 1.20	0.50 / 1.00	0.41 / 0.82	0.36 / 0.72	0.32 / 0.64	0.27 / 0.54	0.20 / 0.40
MF-R065	1.01 / 2.02	0.88 / 1.76	0.77 / 1.54	0.65 / 1.30	0.53 / 1.06	0.47 / 0.94	0.41 / 0.82	0.35 / 0.70	0.26 / 0.52
MF-R075	1.16 / 2.32	1.02 / 2.04	0.89 / 1.78	0.75 / 1.50	0.61 / 1.22	0.54 / 1.08	0.47 / 0.94	0.41 / 0.82	0.30 / 0.60
MF-R090	1.40 / 2.80	1.22 / 2.44	1.07 / 2.14	0.90 / 1.80	0.73 / 1.46	0.65 / 1.30	0.57 / 1.14	0.49 / 0.98	0.36 / 0.72
MF-R090-0-9	1.40 / 2.80	1.22 / 2.44	1.07 / 2.14	0.90 / 1.80	0.73 / 1.46	0.65 / 1.30	0.57 / 1.14	0.49 / 0.98	0.36 / 0.72
MF-R110	1.60 / 3.20	1.43 / 2.86	1.27 / 2.54	1.10 / 2.20	0.91 / 1.82	0.85 / 1.70	0.75 / 1.50	0.67 / 1.34	0.57 / 1.14
MF-R135	1.96 / 3.92	1.76 / 3.52	1.55 / 3.10	1.35 / 2.70	1.12 / 2.24	1.04 / 2.08	0.92 / 1.84	0.82 / 1.64	0.70 / 1.40
MF-R160	2.32 / 4.64	2.08 / 4.16	1.84 / 3.68	1.60 / 3.20	1.33 / 2.66	1.23 / 2.46	1.09 / 2.18	0.98 / 1.96	0.83 / 1.66
MF-R185	2.68 / 5.36	2.41 / 4.82	2.13 / 4.26	1.85 / 3.70	1.54 / 3.08	1.42 / 2.84	1.26 / 2.52	1.13 / 2.26	0.96 / 1.92
MF-R250	3.63 / 7.26	3.25 / 6.50	2.88 / 5.76	2.50 / 5.00	2.08 / 4.16	1.93 / 3.86	1.70 / 3.40	1.53 / 3.06	1.30 / 2.60
MF-R250-0-10	3.63 / 7.26	3.25 / 6.50	2.88 / 5.76	2.50 / 5.00	2.08 / 4.16	1.93 / 3.86	1.70 / 3.40	1.53 / 3.06	1.30 / 2.60
MF-R300	4.35 / 8.70	3.90 / 7.80	3.45 / 6.90	3.00 / 6.00	2.49 / 4.98	2.31 / 4.62	2.04 / 4.08	1.83 / 3.66	1.56 / 3.12
MF-R400	5.80 / 11.6	5.20 / 10.4	4.60 / 9.20	4.00 / 8.00	3.32 / 6.64	3.08 / 6.16	2.72 / 5.44	2.44 / 4.88	2.08 / 4.16
MF-R500	7.25 / 14.5	6.50 / 13.0	5.75 / 11.5	5.00 / 10.0	4.15 / 8.30	3.85 / 7.70	3.40 / 6.80	3.05 / 6.10	2.60 / 5.20
MF-R600	8.70 / 17.4	7.80 / 15.6	6.90 / 13.8	6.00 / 12.0	4.98 / 9.96	4.62 / 9.24	4.08 / 8.16	3.66 / 7.32	3.12 / 6.24
MF-R700	10.1 / 20.3	9.10 / 18.2	8.05 / 16.1	7.00 / 14.0	5.81 / 11.6	5.39 / 10.7	4.76 / 9.52	4.27 / 9.44	3.64 / 7.28
MF-R800	11.6 / 23.2	10.4 / 20.8	9.20 / 18.4	8.00 / 16.0	6.64 / 13.2	6.16 / 12.3	5.44 / 10.8	4.88 / 9.76	4.16 / 8.32
MF-R900	13.0 / 26.1	11.7 / 23.4	10.3 / 20.7	9.00 / 18.0	7.47 / 14.9	6.93 / 12.7	6.12 / 12.2	5.49 / 10.9	4.68 / 9.36

### Typical Time to Trip at 23°C



### How to Order

MF - R 250 -

Multifuse® Product Designator

Style

- R = Radial Leaded Component
- RX = Radial Leaded Component
- S = Axial Leaded "Strap" Component
- LS = Low Temperature Axial Leaded "Strap" Component
- SM = Surface Mount Component
- MSMC = 4.5mm SMD
- D = Uncoated, Unleaded "Disk" Component

Hold Current, I<sub>hold</sub> \_\_\_\_\_

010-900 (100m Amps - 9.0 Amps)

Packaging Options

- = Bulk Packaging
- 2 = Tape and Reel\*
- AP = Ammo-Pak\*

\*Packaged per EIA486-B

LOMEX KFT 1134 Budapest Lehel u. 17  
 Tel.: 349-5906 Fax.: 320-3292  
 Honlap: www.lomex.hu E-mail: info@lomex.hu