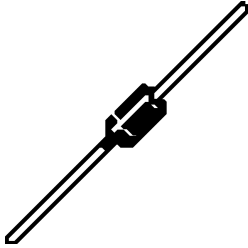


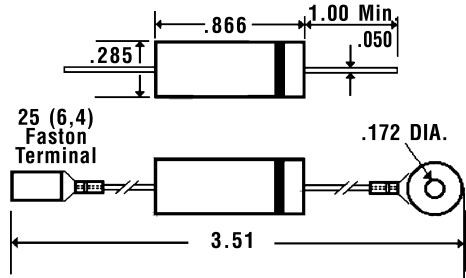
# 550 mA HIGH VOLTAGE MICROWAVE OVEN RECTIFIERS

**HVM SERIES**

## Description



## Mechanical Dimensions



## Features

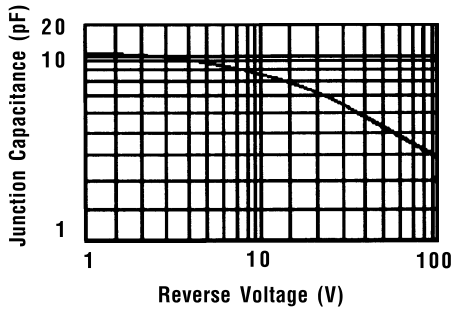
- HIGH OVERLOAD SURGE CAPABILITY
- CONTROLLED AVALANCHE CHARACTERISTICS
- LOW FORWARD VOLTAGE DROP
- TYPICAL  $I_R < 1\mu A$
- HIGH TEMPERATURE SOLDERING - 250°C 10 Seconds
- MEETS UL SPECIFICATION 94V-0

	HVM series						Units
Maximum Ratings	HVM6	HVM8	HVM10	HVM12	HVM14	HVM15	
Peak Repetitive Reverse Voltage... $V_{RRM}$	6000	8000	10000	12000	14000	15000	Volts
RMS Reverse Voltage... $V_{R(rms)}$	4200	5600	7000	8400	9800	10500	Volts
DC Blocking Voltage... $V_{DC}$	6000	8000	10000	12000	14000	15000	Volts
Average Forward Rectified Current... $I_{F(av)}$ @ $T_A = 60^\circ C$	550						mAmps
Non-Repetitive Peak Forward Surge Current... $I_{FSM}$ @ Rated Load Conditions, 9.3 ms, 1/2 Sine Wave	200						Amps
Repetitive Peak Reverse Surge Current... $I_{RSM}$ @ Rated Load Conditions, 8.3 ms, 1/2 Sine Wave	100						mAmps
Operating & Storage Temperature Range... $T_J, T_{STRG}$	-40 to 130						°C
<b>Electrical Characteristics</b>							
Maximum Forward Voltage... $V_F$ @ 550 mA	< ..... 10 .....		12		< ..... 15 .....		Volts
Maximum DC Reverse Current... $I_R$ @ Rated DC Blocking Voltage	5.0						μAmps
Maximum Thermal Resistance... $R_{\theta JC}$	18						°C / W

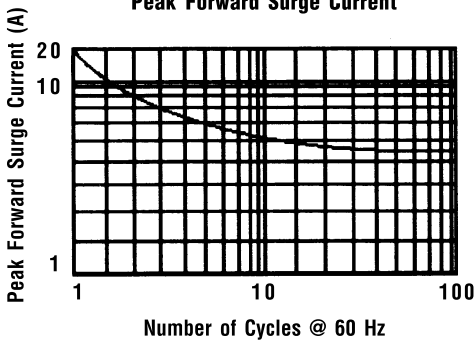
# 550 mA HIGH VOLTAGE MICROWAVE OVEN RECTIFIERS

**HVM SERIES**

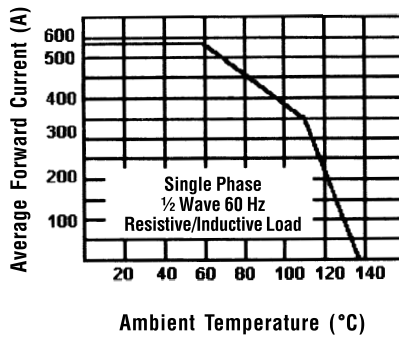
Typical Junction Capacitance



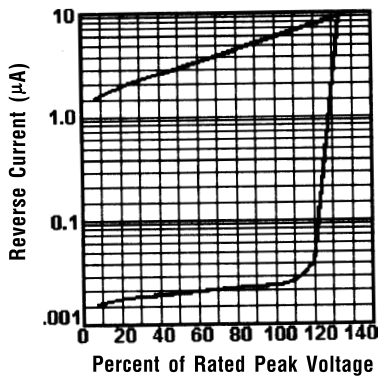
Non-Repetitive  
Peak Forward Surge Current



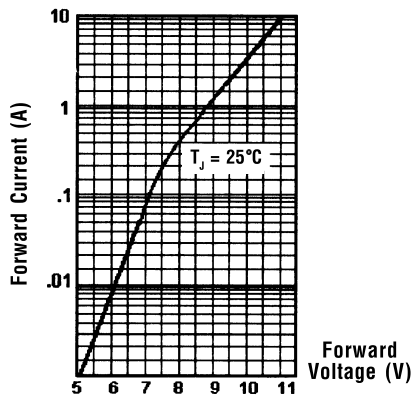
Forward Current Derating Curve



Typical Reverse Characteristics



Typical Instantaneous Forward Characteristics



Ratings at 25 Deg. C ambient temperature unless otherwise specified.

Single Phase Half Wave, 60 Hz Resistive or Inductive Load.

For Capacitive Load, Derate Current by 20%.