


MOLDED BOX CONSTRUCTION, SUPPRESSION CAPACITOR, RADIAL LEAD

FEATURES

- Self-Healing Construction
- "X2" Safety Cap Classification For Use In Across-The-Line Applications
- Wide Cap Range: 0.001 μ F ~ 10 μ F
- High VAC Rating: 300VAC / 310VAC / 330VAC
- Safety Agency Listings: UL, cUL, ENEC, CQC
- Reduced Size Options
- Tape And Box Packaging Supported

**HIGH
VOLTAGE
X2, 300/310/330VAC**



SPECIFICATIONS (CLASS X2)

Operating Temperature	-40°C ~ +110°C
Rated Voltage	300/310/330VAC
Capacitance Range	0.001 μ F ~ 10 μ F
Capacitance Tolerance	±5% (J), ±10% (K), ±20% (M)
Insulation Resistance (min.)	≤0.33 μ F IR > 15,000Megohm @ 100V after 60 sec. >0.33 μ F IR ≥ 5,000Megohm @ 100V after 60 sec.
Dissipation Factor	< 0.1% max. @ 1KHz/20°C
IEC 60068-1 Climatic category (Damp heat, steady state)	40/110/56 Temp. +40°C ± 2°C with relative humidity (RH): 93% ±2% for 56 days
Dielectric Strength	Between Terminals
	Between Terminals & Enclosure
	1290VDC for 60 second max. 2000VAC rms for 2 seconds max.

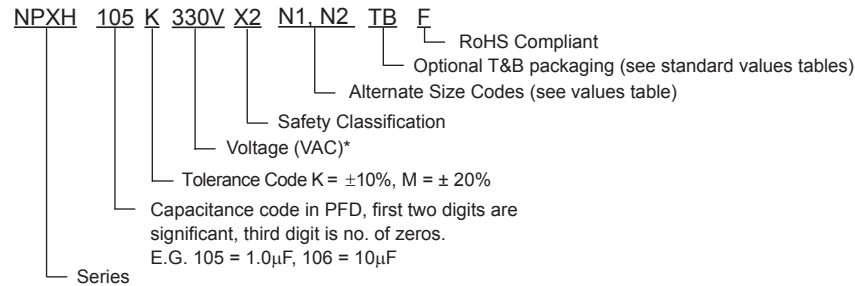
SAFETY AGENCY APPROVALS

Agency	Standard	Capacitance Values	Voltages	Certificate Number
UL/cUL	UL60384-14 CSAE60384-14	0.001 μ F ~ 10 μ F	300/310/330VAC	E209251
ENEC	EN60384-14 : 2005 (ed.3)		300/310/330VAC	SE/12059-1
CQC	IEC60384-14 : 2005		300/310/330VAC	CQC13001099627

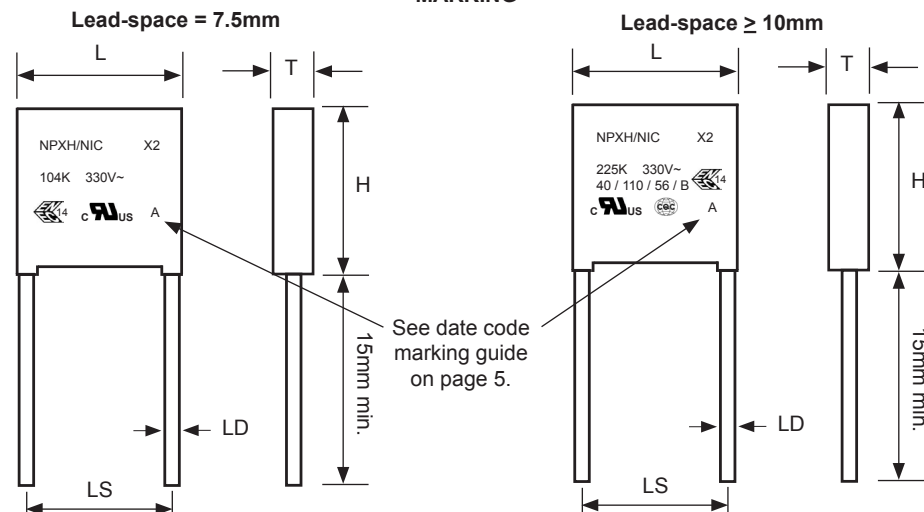
DV/DT RATINGS

Lead-Space (mm)	7.5	10	15	22.5	27.5	32.5	37.5	47.5
DV/DT (V/ μ S)	600	500	400	200	150	100	90	80

PART NUMBER SYSTEM



MARKING



STANDARD VALUES AND CASE SIZE (mm)

Part Number	Cap. Value (μF)	Capacitance Code	Capacitance Tolerance	L ±1.0	H ±1.0	T ±1.0	LS ±1.0	LD ±0.05	Packaging Quantity	
									Bulk	T&B
NPXH102K330VX2N1F	0.0010	102	±5% (J), ±10% (K), ±20% (M)	10.5	9.0	4.0	7.5	0.6	1000	1300
NPXH102K330VX2N2F			±5% (J), ±10% (K), ±20% (M)	13.0	11.0	5.0	10.0	0.6	500	500
NPXH102K330VX2N3F			±5% (J), ±10% (K), ±20% (M)	18.0	11.0	5.0	15.0	0.6	500	450
NPXH122K330VX2N1F	0.0012	122	±5% (J), ±10% (K), ±20% (M)	13.0	11.0	5.0	10.0	0.6	500	500
NPXH152K330VX2N1F	0.0015	152	±5% (J), ±10% (K), ±20% (M)	10.5	9.0	4.0	7.5	0.6	1000	1300
NPXH152K330VX2N2F			±5% (J), ±10% (K), ±20% (M)	13.0	11.0	5.0	10.0	0.6	500	500
NPXH152K330VX2N3F			±5% (J), ±10% (K), ±20% (M)	18.0	11.0	5.0	15.0	0.6	500	450
NPXH182K330VX2N1F	0.0018	182	±5% (J), ±10% (K), ±20% (M)	13.0	11.0	5.0	10.0	0.6	500	500
NPXH222K330VX2N1F	0.0022	222	±5% (J), ±10% (K), ±20% (M)	10.5	9.0	4.0	7.5	0.6	1000	1300
NPXH222K330VX2N2F			±5% (J), ±10% (K), ±20% (M)	13.0	11.0	5.0	10.0	0.6	500	500
NPXH222K330VX2N3F			±5% (J), ±10% (K), ±20% (M)	18.0	11.0	5.0	15.0	0.6	500	450
NPXH272K330VX2N1F	0.0027	272	±5% (J), ±10% (K), ±20% (M)	10.5	9.0	4.0	7.5	0.6	1000	1300
NPXH272K330VX2N2F			±5% (J), ±10% (K), ±20% (M)	13.0	11.0	5.0	10.0	0.6	500	500
NPXH272K330VX2N3F			±5% (J), ±10% (K), ±20% (M)	18.0	11.0	5.0	15.0	0.6	500	450
NPXH332K330VX2N1F	0.0033	332	±5% (J), ±10% (K), ±20% (M)	10.5	9.0	4.0	7.5	0.6	1000	1300
NPXH332K330VX2N2F			±5% (J), ±10% (K), ±20% (M)	13.0	11.0	5.0	10.0	0.6	500	500
NPXH332K330VX2N3F			±5% (J), ±10% (K), ±20% (M)	18.0	11.0	5.0	15.0	0.6	500	450
NPXH392K330VX2N1F	0.0039	392	±5% (J), ±10% (K), ±20% (M)	10.5	9.0	4.0	7.5	0.6	1000	1300
NPXH392K330VX2N2F			±5% (J), ±10% (K), ±20% (M)	13.0	11.0	5.0	10.0	0.6	500	500
NPXH392K330VX2N3F			±5% (J), ±10% (K), ±20% (M)	18.0	11.0	5.0	15.0	0.6	500	450
NPXH472K330VX2N1F	0.0047	472	±5% (J), ±10% (K), ±20% (M)	10.5	9.0	4.0	7.5	0.6	1000	1300
NPXH472K330VX2N2F			±5% (J), ±10% (K), ±20% (M)	13.0	11.0	5.0	10.0	0.6	500	500
NPXH472K330VX2N3F			±5% (J), ±10% (K), ±20% (M)	18.0	11.0	5.0	15.0	0.6	500	450
NPXH562K330VX2N1F	0.0056	562	±5% (J), ±10% (K), ±20% (M)	10.5	9.0	4.0	7.5	0.6	1000	1300
NPXH562K330VX2N2F			±5% (J), ±10% (K), ±20% (M)	13.0	11.0	5.0	10.0	0.6	500	500
NPXH562K330VX2N3F			±5% (J), ±10% (K), ±20% (M)	18.0	11.0	5.0	15.0	0.6	500	450
NPXH682K330VX2N1F	0.0068	682	±5% (J), ±10% (K), ±20% (M)	10.5	9.0	4.0	7.5	0.6	1000	1300
NPXH682K330VX2N2F			±5% (J), ±10% (K), ±20% (M)	13.0	11.0	5.0	10.0	0.6	500	500
NPXH682K330VX2N3F			±5% (J), ±10% (K), ±20% (M)	18.0	11.0	5.0	15.0	0.6	500	450
NPXH822K330VX2N1F	0.0082	822	±5% (J), ±10% (K), ±20% (M)	10.5	9.0	4.0	7.5	0.6	1000	1300
NPXH822K330VX2N2F			±5% (J), ±10% (K), ±20% (M)	13.0	11.0	5.0	10.0	0.6	500	500
NPXH822K330VX2N3F			±5% (J), ±10% (K), ±20% (M)	18.0	11.0	5.0	15.0	0.6	500	450
NPXH103K330VX2N1F	0.010	103	±5% (J), ±10% (K), ±20% (M)	10.5	9.0	4.0	7.5	0.6	1000	1300
NPXH103K330VX2N2F			±5% (J), ±10% (K), ±20% (M)	13.0	9.0	4.0	10.0	0.6	500	650
NPXH103K330VX2N3F			±5% (J), ±10% (K), ±20% (M)	13.0	11.0	5.0	10.0	0.6	500	500
NPXH103K330VX2N4F			±5% (J), ±10% (K), ±20% (M)	18.0	11.0	5.0	15.0	0.6	500	450
NPXH103K330VX2N5F			±5% (J), ±10% (K), ±20% (M)	18.0	13.5	6.0	15.0	0.6	500	400
NPXH123K330VX2N1F	0.012	123	±5% (J), ±10% (K), ±20% (M)	10.5	9.0	4.0	7.5	0.6	1000	1300
NPXH123K330VX2N2F			±5% (J), ±10% (K), ±20% (M)	13.0	11.0	5.0	10.0	0.6	500	500
NPXH123K330VX2N3F			±5% (J), ±10% (K), ±20% (M)	18.0	11.0	5.0	15.0	0.6	500	450
NPXH153K330VX2N1F	0.015	153	±5% (J), ±10% (K), ±20% (M)	10.5	9.0	4.0	7.5	0.6	1000	1300
NPXH153K330VX2N2F			±5% (J), ±10% (K), ±20% (M)	13.0	11.0	5.0	10.0	0.6	500	500
NPXH153K330VX2N3F			±5% (J), ±10% (K), ±20% (M)	13.0	12.0	6.0	10.0	0.6	500	450
NPXH153K330VX2N4F			±5% (J), ±10% (K), ±20% (M)	18.0	11.0	5.0	15.0	0.6	500	450
NPXH183K330VX2N1F	0.018	183	±5% (J), ±10% (K), ±20% (M)	10.5	9.0	4.0	7.5	0.6	1000	1300
NPXH183K330VX2N2F			±5% (J), ±10% (K), ±20% (M)	13.0	11.0	5.0	10.0	0.6	500	500
NPXH183K330VX2N3F			±5% (J), ±10% (K), ±20% (M)	18.0	11.0	5.0	15.0	0.6	500	450
NPXH223K330VX2N1F	0.022	223	±5% (J), ±10% (K), ±20% (M)	10.5	9.0	4.0	7.5	0.6	1000	1300
NPXH223K330VX2N2F			±5% (J), ±10% (K), ±20% (M)	13.0	11.0	5.0	10.0	0.6	500	500
NPXH223K330VX2N3F			±5% (J), ±10% (K), ±20% (M)	17.0	11.0	5.5	15.0	0.8	500	450
NPXH223K330VX2N4F			±5% (J), ±10% (K), ±20% (M)	18.0	11.0	5.0	15.0	0.8	500	450
NPXH273K330VX2N1F	0.027	273	±5% (J), ±10% (K), ±20% (M)	10.5	9.0	4.0	7.5	0.6	1000	1300
NPXH273K330VX2N2F			±5% (J), ±10% (K), ±20% (M)	13.0	11.0	5.0	10.0	0.6	500	500
NPXH273K330VX2N3F			±5% (J), ±10% (K), ±20% (M)	18.0	11.0	5.0	15.0	0.8	500	450
NPXH333K330VX2N1F	0.033	333	±5% (J), ±10% (K), ±20% (M)	10.5	9.0	4.0	7.5	0.6	1000	1300
NPXH333K330VX2N2F			±5% (J), ±10% (K), ±20% (M)	13.0	11.0	5.0	10.0	0.6	500	500
NPXH333K330VX2N3F			±5% (J), ±10% (K), ±20% (M)	18.0	11.0	5.0	15.0	0.8	500	450
NPXH393K330VX2N1F	0.039	393	±5% (J), ±10% (K), ±20% (M)	18.0	11.0	5.0	15.0	0.8	500	450



STANDARD VALUES AND CASE SIZE (mm)

Part Number	Cap. Value (μF)	Capacitance Code	Capacitance Tolerance	L	H	T	LS	LD	Bulk Package Quantity	
				±1.0	±1.0	±1.0	±1.0	±0.05	Bulk	T&B
NPXH473K330VX2N1F	0.047	473	±5% (J), ±10% (K), ±20% (M)	10.5	11.0	5.0	7.5	0.6	1000	1000
NPXH473K330VX2N2F			±5% (J), ±10% (K), ±20% (M)	13.0	11.0	5.0	10.0	0.6	500	500
NPXH473K330VX2N3F			±5% (J), ±10% (K), ±20% (M)	13.0	12.0	6.0	10.0	0.6	500	450
NPXH473K330VX2N4F			±5% (J), ±10% (K), ±20% (M)	18.0	11.0	5.0	15.0	0.8	500	450
NPXH563K330VX2N1F	0.056	563	±5% (J), ±10% (K), ±20% (M)	13.0	12.0	6.0	10.0	0.6	500	450
NPXH563K330VX2N2F			±5% (J), ±10% (K), ±20% (M)	13.0	11.0	5.0	10.0	0.6	500	500
NPXH563K330VX2N3F			±5% (J), ±10% (K), ±20% (M)	18.0	11.0	5.0	15.0	0.8	500	450
NPXH683K330VX2N1F	0.068	683	±5% (J), ±10% (K), ±20% (M)	10.5	12.0	6.0	7.5	0.6	500	800
NPXH683K330VX2N2F			±5% (J), ±10% (K), ±20% (M)	13.0	12.0	6.0	10.0	0.6	500	450
NPXH683K330VX2N3F			±5% (J), ±10% (K), ±20% (M)	17.0	11.0	5.5	15.0	0.8	500	450
NPXH683K330VX2N4F			±5% (J), ±10% (K), ±20% (M)	18.0	11.0	5.0	15.0	0.8	500	450
NPXH823K330VX2N1F	0.082	823	±5% (J), ±10% (K), ±20% (M)	13.0	12.0	6.0	10.0	0.6	500	450
NPXH823K330VX2N2F			±5% (J), ±10% (K), ±20% (M)	17.0	11.0	5.5	15.0	0.8	500	450
NPXH104K330VX2N1F	0.10	104	±5% (J), ±10% (K), ±20% (M)	11.0	13.5	8.5	7.5	0.6	500	550
NPXH104K330VX2N2F			±5% (J), ±10% (K), ±20% (M)	13.0	12.0	6.0	10.0	0.6	500	450
NPXH104K330VX2N3F			±5% (J), ±10% (K), ±20% (M)	13.0	14.0	8.0	10.0	0.6	500	300
NPXH104K330VX2N4F			±5% (J), ±10% (K), ±20% (M)	17.0	11.0	5.5	15.0	0.6	500	450
NPXH104K330VX2N5F			±5% (J), ±10% (K), ±20% (M)	18.0	11.0	5.0	15.0	0.6	500	450
NPXH104K330VX2N6F			±5% (J), ±10% (K), ±20% (M)	25.0	14.5	6.0	22.5	0.8	200	N/A
NPXH124K330VX2N1F	0.12	124	±5% (J), ±10% (K), ±20% (M)	18.0	12.0	6.0	15.0	0.8	500	400
NPXH124K330VX2N2F			±5% (J), ±10% (K), ±20% (M)	25.0	14.5	6.0	22.5	0.8	200	N/A
NPXH154K330VX2N1F	0.15	154	±5% (J), ±10% (K), ±20% (M)	10.0	14.0	9.5	7.5	0.6	500	550
NPXH154K330VX2N2F			±5% (J), ±10% (K), ±20% (M)	13.0	12.0	6.0	10.0	0.6	500	450
NPXH154K330VX2N3F			±5% (J), ±10% (K), ±20% (M)	13.0	14.0	8.0	10.0	0.6	500	300
NPXH154K330VX2N4F			±5% (J), ±10% (K), ±20% (M)	18.0	13.5	6.0	15.0	0.8	500	400
NPXH154K330VX2N5F			±5% (J), ±10% (K), ±20% (M)	18.0	12.0	6.0	15.0	0.8	500	400
NPXH154K330VX2N6F			±5% (J), ±10% (K), ±20% (M)	25.0	14.5	6.0	22.5	0.8	200	N/A
NPXH184K330VX2N1F	0.18	184	±5% (J), ±10% (K), ±20% (M)	18.0	13.5	6.0	15.0	0.8	500	400
NPXH224K330VX2N1F	0.22	224	±5% (J), ±10% (K), ±20% (M)	13.0	14.0	8.0	10.0	0.6	500	300
NPXH224K330VX2N2F			±5% (J), ±10% (K), ±20% (M)	17.0	15.5	7.5	15.0	0.8	500	300
NPXH224K330VX2N3F			±5% (J), ±10% (K), ±20% (M)	18.0	14.5	8.5	15.0	0.8	500	400
NPXH224K330VX2N4F			±5% (J), ±10% (K), ±20% (M)	25.0	14.5	6.0	22.5	0.8	200	N/A
NPXH224K330VX2N5F			±5% (J), ±10% (K), ±20% (M)	25.0	17.5	8.0	22.5	0.8	200	N/A
NPXH274K330VX2N1F			0.27	274	±5% (J), ±10% (K), ±20% (M)	17.0	16.5	9.5	15.0	0.8
NPXH274K330VX2N2F	±5% (J), ±10% (K), ±20% (M)	17.0			15.5	7.5	15.0	0.8	500	300
NPXH274K330VX2N3F	±5% (J), ±10% (K), ±20% (M)	26.5			16.5	7.0	22.5	0.8	200	N/A
NPXH334K330VX2N1F	±5% (J), ±10% (K), ±20% (M)	13.0			14.0	8.0	10.0	0.6	500	300
NPXH334K330VX2N2F	0.33	334	±5% (J), ±10% (K), ±20% (M)	17.0	15.5	7.5	15.0	0.8	500	300
NPXH334K330VX2N3F			±5% (J), ±10% (K), ±20% (M)	17.0	16.5	9.5	15.0	0.8	400	250
NPXH334K330VX2N4F			±5% (J), ±10% (K), ±20% (M)	26.5	16.5	7.0	22.5	0.8	200	N/A
NPXH334K330VX2N5F			±5% (J), ±10% (K), ±20% (M)	31.5	16.5	7.5	27.5	0.8	100	N/A
NPXH394K330VX2N1F			0.39	394	±5% (J), ±10% (K), ±20% (M)	17.0	19.0	11.0	15.0	0.8
NPXH394K330VX2N2F	±5% (J), ±10% (K), ±20% (M)	26.5			17.0	8.5	22.5	0.8	200	N/A
NPXH474K330VX2N1F	0.47	474	±5% (J), ±10% (K), ±20% (M)	17.0	16.5	9.5	15.0	0.8	400	250
NPXH474K330VX2N2F			±5% (J), ±10% (K), ±20% (M)	17.0	19.0	11.0	15.0	0.8	200	200
NPXH474K330VX2N3F			±5% (J), ±10% (K), ±20% (M)	18.0	18.5	11.1	15.0	0.8	200	200
NPXH474K330VX2N4F			±5% (J), ±10% (K), ±20% (M)	18.0	16.5	8.5	15.0	0.8	200	250
NPXH474K330VX2N5F			±5% (J), ±10% (K), ±20% (M)	26.5	17.0	8.5	22.5	0.8	200	N/A
NPXH474K330VX2N6F			±5% (J), ±10% (K), ±20% (M)	26.5	16.5	7.0	22.5	0.8	200	N/A
NPXH474K330VX2N7F			±5% (J), ±10% (K), ±20% (M)	31.5	16.5	7.5	27.5	0.8	100	N/A
NPXH474K330VX2N8F			±5% (J), ±10% (K), ±20% (M)	31.5	20.0	11.0	27.5	0.8	100	N/A
NPXH524K330VX2N1F			0.52	524	±5% (J), ±10% (K), ±20% (M)	25.0	19.0	8.5	22.5	0.8
NPXH564K330VX2N1F	0.56	564	±5% (J), ±10% (K), ±20% (M)	17.0	19.0	11.0	15.0	0.8	200	200
NPXH564K330VX2N2F			±5% (J), ±10% (K), ±20% (M)	18.0	18.5	11.1	15.0	0.8	200	200
NPXH564K330VX2N3F			±5% (J), ±10% (K), ±20% (M)	26.5	17.0	8.5	22.5	0.8	200	N/A
NPXH564K330VX2N4F			±5% (J), ±10% (K), ±20% (M)	26.5	19.0	10.0	22.5	0.8	200	N/A
NPXH564K330VX2N5F			±5% (J), ±10% (K), ±20% (M)	31.5	20.0	11.0	27.5	0.8	100	N/A
NPXH604K330VX2N1F			0.60	604	±5% (J), ±10% (K), ±20% (M)	31.5	20.0	11.0	27.5	0.8



STANDARD VALUES AND CASE SIZE (mm)

Part Number	Cap. Value (μF)	Capacitance Code	Capacitance Tolerance	L ±1.0	H ±1.0	T ±1.0	LS ±1.0	LD ±0.05	Bulk Package Quantity	
									Bulk	T&B
NPXH684K330VX2N1F	0.68	684	±5% (J), ±10% (K), ±20% (M)	17.0	19.0	11.0	15.0	0.8	200	200
NPXH684K330VX2N2F			±5% (J), ±10% (K), ±20% (M)	18.0	18.5	11.1	15.0	0.8	200	200
NPXH684K330VX2N3F			±5% (J), ±10% (K), ±20% (M)	25.0	17.0	8.5	22.5	0.8	200	N/A
NPXH684K330VX2N4F			±5% (J), ±10% (K), ±20% (M)	26.5	19.0	10.0	22.5	0.8	200	N/A
NPXH684K330VX2N5F			±5% (J), ±10% (K), ±20% (M)	31.5	20.0	11.0	27.5	0.8	100	N/A
NPXH824K330VX2N1F	0.82	824	±5% (J), ±10% (K), ±20% (M)	18.0	18.0	10.0	15.0	0.8	200	250
NPXH824K330VX2N2F			±5% (J), ±10% (K), ±20% (M)	26.5	19.0	10.0	22.5	0.8	200	N/A
NPXH824K330VX2N3F			±5% (J), ±10% (K), ±20% (M)	31.5	20.0	11.0	27.5	0.8	100	N/A
NPXH105K330VX2N1F	1.0	105	±5% (J), ±10% (K), ±20% (M)	18.0	18.5	11.1	15.0	0.8	200	N/A
NPXH105K330VX2N2F			±5% (J), ±10% (K), ±20% (M)	26.0	21.5	12.0	22.5	0.8	100	N/A
NPXH105K330VX2N3F			±5% (J), ±10% (K), ±20% (M)	26.5	19.0	10.0	22.5	0.8	200	N/A
NPXH105K330VX2N4F			±5% (J), ±10% (K), ±20% (M)	30.0	21.0	12.0	27.5	0.8	100	N/A
NPXH105K330VX2N5F			±5% (J), ±10% (K), ±20% (M)	31.5	22.5	13.0	27.5	0.8	100	N/A
NPXH105K330VX2N6F			±5% (J), ±10% (K), ±20% (M)	37.0	24.0	13.5	32.5	0.8	50	N/A
NPXH125K330VX2N1F	1.2	125	±5% (J), ±10% (K), ±20% (M)	31.5	22.5	13.0	27.5	0.8	100	N/A
NPXH125K330VX2N2F			±5% (J), ±10% (K), ±20% (M)	37.0	24.0	13.5	32.5	0.8	50	N/A
NPXH155K330VX2N1F	1.5	155	±5% (J), ±10% (K), ±20% (M)	25.0	23.5	14.0	22.5	0.8	100	N/A
NPXH155K330VX2N2F			±5% (J), ±10% (K), ±20% (M)	31.5	22.5	13.0	27.5	0.8	100	N/A
NPXH155K330VX2N3F			±5% (J), ±10% (K), ±20% (M)	31.5	25.0	14.0	27.5	0.8	100	N/A
NPXH155K330VX2N4F			±5% (J), ±10% (K), ±20% (M)	36.0	24.0	13.5	32.5	0.8	50	N/A
NPXH185K330VX2N1F	1.8	185	±5% (J), ±10% (K), ±20% (M)	31.5	22.5	13.5	27.5	0.8	100	N/A
NPXH185K330VX2N2F			±5% (J), ±10% (K), ±20% (M)	37.0	26.5	16.0	32.5	0.8	50	N/A
NPXH185K330VX2N3F			±5% (J), ±10% (K), ±20% (M)	41.0	26.0	12.0	37.5	1.0	50	N/A
NPXH205K330VX2N1F	2.0	205	±5% (J), ±10% (K), ±20% (M)	26.0	25.0	15.0	22.5	0.8	50	N/A
NPXH205K330VX2N2F			±5% (J), ±10% (K), ±20% (M)	32.0	28.0	18.0	27.5	0.8	100	N/A
NPXH205K330VX2N3F			±5% (J), ±10% (K), ±20% (M)	31.5	25.0	14.0	27.5	0.8	100	N/A
NPXH205K330VX2N4F			±5% (J), ±10% (K), ±20% (M)	41.0	26.0	12.0	37.5	1.0	300	N/A
NPXH205K330VX2N5F			±5% (J), ±10% (K), ±20% (M)	41.0	28.0	14.0	37.5	1.0	250	N/A
NPXH225K330VX2N1F	2.2	225	±5% (J), ±10% (K), ±20% (M)	26.0	25.0	15.0	22.5	0.8	100	N/A
NPXH225K330VX2N2F			±5% (J), ±10% (K), ±20% (M)	31.5	25.0	14.0	27.5	0.8	100	N/A
NPXH225K330VX2N3F			±5% (J), ±10% (K), ±20% (M)	32.0	28.0	18.0	27.5	0.8	50	N/A
NPXH225K330VX2N4F			±5% (J), ±10% (K), ±20% (M)	37.0	26.5	16.0	32.5	0.8	50	N/A
NPXH225K330VX2N5F			±5% (J), ±10% (K), ±20% (M)	41.0	26.0	12.0	37.5	1.0	300	N/A
NPXH225K330VX2N6F			±5% (J), ±10% (K), ±20% (M)	41.0	28.0	14.0	37.5	1.0	250	N/A
NPXH275K330VX2N1F	2.7	275	±5% (J), ±10% (K), ±20% (M)	31.0	31.0	22.0	27.5	0.8	200	N/A
NPXH275K330VX2N4F			±5% (J), ±10% (K), ±20% (M)	37.0	28.5	18.0	32.5	0.8	200	N/A
NPXH275K330VX2N5F			±5% (J), ±10% (K), ±20% (M)	41.0	28.0	14.0	37.5	1.0	250	N/A
NPXH335K330VX2N1F	3.3	335	±5% (J), ±10% (K), ±20% (M)	32.0	28.0	18.0	27.5	0.8	50	N/A
NPXH335K330VX2N2F			±5% (J), ±10% (K), ±20% (M)	35.5	31.0	20.0	32.5	1.0	200	N/A
NPXH335K330VX2N3F			±5% (J), ±10% (K), ±20% (M)	41.0	30.0	16.0	37.5	1.0	200	N/A
NPXH335K330VX2N4F			±5% (J), ±10% (K), ±20% (M)	51.0	27.5	17.5	47.5	1.0	170	N/A
NPXH395K330VX2N1F	3.9	395	±5% (J), ±10% (K), ±20% (M)	41.0	32.0	17.0	37.5	1.0	200	N/A
NPXH395K330VX2N2F			±5% (J), ±10% (K), ±20% (M)	51.0	27.5	17.5	47.5	1.0	170	N/A
NPXH475K330VX2N1F	4.7	475	±5% (J), ±10% (K), ±20% (M)	31.0	31.0	22.0	27.5	0.8	200	N/A
NPXH475K330VX2N2F			±5% (J), ±10% (K), ±20% (M)	37.0	34.0	22.0	32.5	0.8	180	N/A
NPXH475K330VX2N3F			±5% (J), ±10% (K), ±20% (M)	41.0	33.5	19.5	37.5	1.0	196	N/A
NPXH475K330VX2N4F			±5% (J), ±10% (K), ±20% (M)	51.0	30.5	20.0	47.5	1.0	200	N/A
NPXH565K330VX2N1F	5.6	565	±5% (J), ±10% (K), ±20% (M)	31.0	31.0	22.0	27.5	0.8	200	N/A
NPXH565K330VX2N2F			±5% (J), ±10% (K), ±20% (M)	41.0	37.0	22.0	37.5	1.0	150	N/A
NPXH565K330VX2N3F			±5% (J), ±10% (K), ±20% (M)	51.0	34.0	22.0	47.5	1.0	132	N/A
NPXH685K330VX2N1F	6.8	685	±5% (J), ±10% (K), ±20% (M)	41.0	37.0	22.0	37.5	1.0	150	N/A
NPXH685K330VX2N2F			±5% (J), ±10% (K), ±20% (M)	51.0	34.0	22.0	47.5	1.0	132	N/A
NPXH825K330VX2N1F	8.2	825	±5% (J), ±10% (K), ±20% (M)	41.5	41.0	27.5	37.5	1.0	140	N/A
NPXH825K330VX2N2F			±5% (J), ±10% (K), ±20% (M)	51.0	43.5	29.0	47.5	1.0	100	N/A
NPXH106K330VX2N1F	10.0	106	±5% (J), ±10% (K), ±20% (M)	41.0	43.0	28.0	37.5	1.0	120	N/A
NPXH106K330VX2N2F			±5% (J), ±10% (K), ±20% (M)	51.0	43.5	29.0	47.5	1.0	100	N/A
NPXH106K330VX2N3F			±5% (J), ±10% (K), ±20% (M)	51.0	49.5	35.0	47.5	1.0	80	N/A

ENVIRONMENTAL CHARACTERISTICS

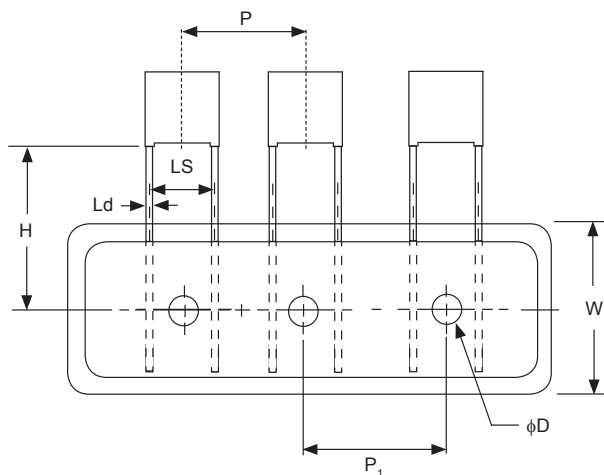
Item	Test Method	Standard
Endurance	+110°C±2°C, 125% of RV for 1,000 hours (Voltage applied through 47Ω ± 5% resistor, every hour voltaged increased to 1,000Vrms for 0.1 seconds).	Physical: No remarkable physical Capacitance: Within ±10% of initial measured value DF: ≤ 0.5%, IR ≥ 50% of specified value
Moisture Resistance	+40°C±2°C, Rated Voltage, 87% ~ 93% RH, 500 hours. (Part stabilized at room temperature for 1.5 ± 0.5 hours before taking measurements)	Physical: No remarkable physical Capacitance: Within ±5% of initial measured value DF: ≤ 0.2%, IR ≥ 50% of specified value
Temperature Cycling	A total of 5 cycles. Each cycle includes: 1. +20 ± 2°C for 3 minutes 2. -40 ± 3°C for 30 minutes 3. +20 ± 2°C for 3 minutes 4. +110 ± 2°C for 30 minutes 5. +20 ± 2°C for 3 minutes After test allow parts to stabilize at room temperature for 1.5 ± 0.5 hours before taking measurements.	Physical: No remarkable physical Capacitance: Within ±5% of initial measured value DF: ≤ 0.2%, IR ≥ 50% of specified value
Resistance to Dry Heat	+110 ± 2°C for 16 +1/-0 hours	Physical: No remarkable physical Capacitance: Within ±5% of initial measured value DF: ≤ 0.2%, IR ≥ 50% of specified value
Resistance to Cold	-40°C for 2 hours	Physical: No remarkable physical Capacitance: Within ±5% of initial measured value DF: ≤ 0.2%, IR ≥ 50% of specified value
Resistance to Soldering Heat	Preheat: +100°C ~ +120°C (60 seconds max). Ramp-up rate: 3°C per second max. Peak soldering temperature: +260 ± 5°C for 5 seconds max. Immersion depth: 4.8mm max from base of component (Part stabilized at room temperature for 1.5 ± 0.5 hours before taking measurements)	Physical: No remarkable physical Capacitance: Within ±5% of initial measured value DF: ≤ 0.2%, IR ≥ 50% of specified value
Vibration	Frequency: 10-55-10Hz Magnitude: 1.5mm in X, Y and Z directions Duration: 2 +1/-0 hours in each direction	No short/open circuit and stable connection
Terminal Strength	Apply 1.0Kg of force for 10 ± 1 seconds to the terminal in the axial direction away from the body of the part.	No abnormalities

DATE CODE MARKING

Year	Month	Code	Year	Month	Code	Year	Month	Code	Year	Month	Code
2016	Jan.	n	2017	Jan.	A	2018	Jan.	N	2019	Jan.	a
	Feb.	p		Feb.	B		Feb.	P		Feb.	b
	Mar.	q		Mar.	C		Mar.	Q		Mar.	c
	Apr.	r		Apr.	D		Apr.	R		Apr.	d
	May	s		May	E		May	S		May	e
	Jun.	t		Jun.	F		Jun.	T		Jun.	f
	Jul.	u		Jul.	G		Jul.	U		Jul.	g
	Aug.	v		Aug.	H		Aug.	V		Aug.	h
	Sept.	w		Sept.	J		Sept.	W		Sept.	j
	Oct.	x		Oct.	K		Oct.	X		Oct.	k
	Nov.	y		Nov.	L		Nov.	Y		Nov.	l
	Dec.	z		Dec.	M		Dec.	Z		Dec.	m

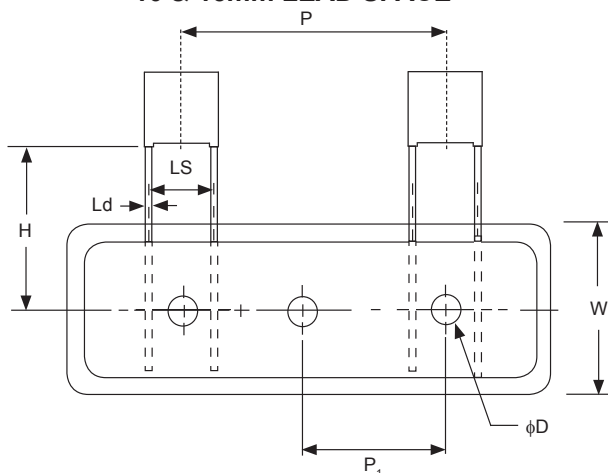
AMMO PACK (TB) TAPING DIMENSIONS 7.5mm LEAD SPACE

Item	Dimension (mm)
H	18.5 ± 1.0
Ld	0.60 ± 0.1
LS	7.5 ± 1.0
P	12.7 ± 1.5
P ₁	12.7 ± 0.3
W	18.0 ± 1.0
φD ₁	4.0 ± 0.3



AMMO PACK (TB) TAPING DIMENSIONS 10 & 15mm LEAD SPACE

Item	Dimension (mm)	
H	18.5 ± 1.0	
Ld	0.60 ± 0.1	0.60/0.80 ± 0.1
LS	10.0 ± 1.0	15.0 ± 1.0
P	25.4 ± 1.5	
P ₁	12.7 ± 0.3	
W	18.0 ± 1.0	
φD ₁	4.0 ± 0.3	



AMMO PACK BOX DIMENSIONS

Item	Dimension (mm)
A	270
B	50
C	330

