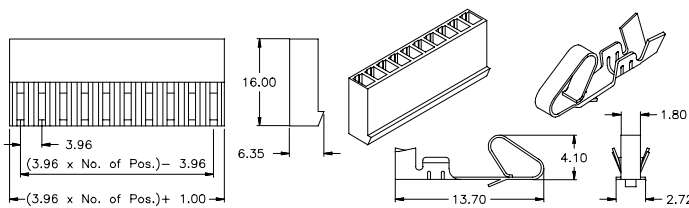


## Friction lock

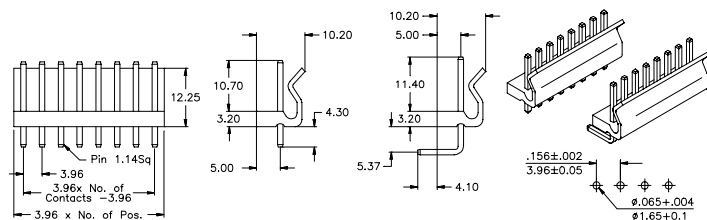
female



F - Type

(AWG 18 to 24)

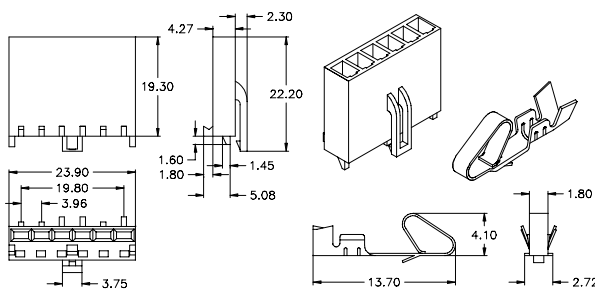
male



F - Type

## Latch lock

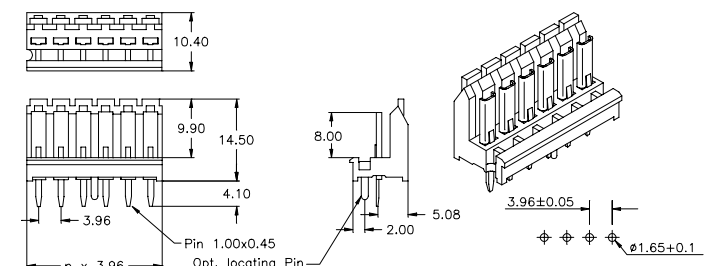
female



L - Type

(AWG 24 to 28)

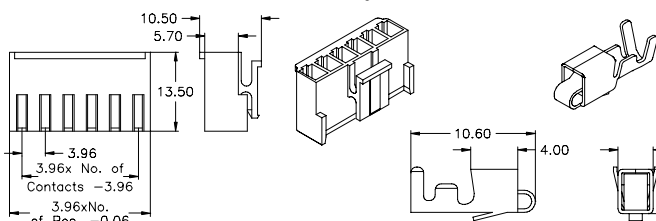
male



L - Type

## Quick lock

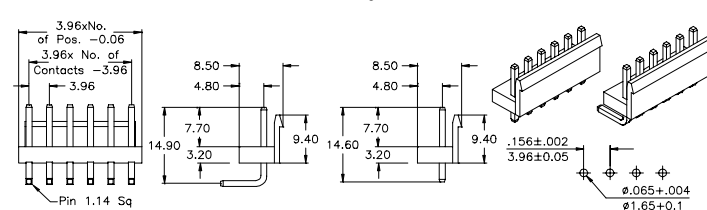
female



Q - Type

(AWG 18 to 22)

male



Q - Type

## Specifications

Current rating	5A	Contact resistance	20 mΩ max.	Contact material	Copper alloy
Insulator resistance	1000 MΩ min.	Dielectric withstanding	AC 1500 V	Insulator material	Nylon UL 94 V-0
Voltage rating	250 V AC max.	Operating temp.	-25° to +90°C	PCB thickness	1.60mm (.063")

## How to order

PC X - x xx - X 396 - 00

### Type

**F** = Female  
**R** = R/A male  
**S** = Straight male

### Rows

**1** = single row  
**9** = loose contacts

### Nbr of contacts

**02 - 25** = F - type  
**6 & 12** = L - type  
**02 - 15** = Q - type  
**99** = loose contacts

### Execution

**F** = F - type  
**L** = L - type  
**Q** = Q - type  
 see dwgs above

### Plating

**00** = tin  
 Others on request