


Features

- Standard DIL14 package
- Low cost to performance
- Tolerance and stability to ± 25 ppm
- Tristate or power down available

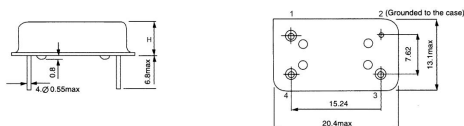


AQO14

Specification

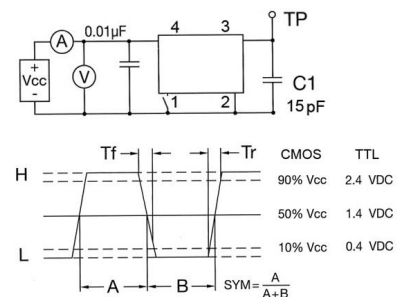
Type	AQO14 CMOS/TTL	Supply Current (5V)
Frequency Range	1,0MHz ~ 180,0 MHz	1,0MHz ~ 25,0MHz = 15mA
Frequency Tolerance at 25°C \pm 5°C	standard ± 50 ppm; available $\pm 20 \sim \pm 100$ ppm	25,0MHz ~ 50,0MHz = 30mA
Power Supply (Vdd)	+5,0V D.C. $\pm 10\%$ / +3,3V D.C. $\pm 10\%$	50,0MHz ~ 80,0MHz = 40mA
Operating Temperature Range	0°C ~ +70°C ~ -40°C ~ +85°C	80,0MHz ~ 180,0 MHz = 50mA
Output Signal/Load	CMOS/15pF (30pF/50pF optional) / 10LS TTL max.	
Output Symmetry	40/60% (45/55% optional)	
Output Voltage	90% of Vddmin. / 10% of Vdd max.	
Rise/Fall Time	10ns max. (10% to 90% Vdd)	
Start Up Time	10ms max. <5ms typical	Operating Temperature Range (ppm)
Aging	± 5 ppm/year max	0°C ~ +70°C standard ± 50 available $\pm 20 \sim \pm 100$
Storage Temperature	-55°C - +125°C	-40°C ~ +85°C standard ± 50 available $\pm 20 \sim \pm 100$
RoHS	according to RoHS 2011/65/EU	
Contents Of Tray	50 pcs	

Drawing (mm)

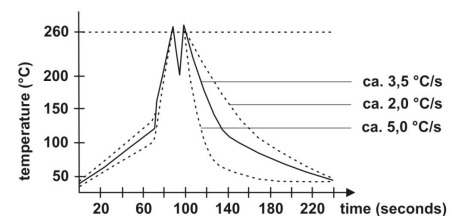


PIN	Connection
1	Low High or Open
2	GND
3	Z Output
4	VDD

Test Circuit/Waveform



Soldering profile



Order code

Part	Frequency	Type/Package	Tolerance	Voltage	Temperature	Load	Option	Packaging
O	- 10.000000M	- AQO 14	- 50	- 5.0	- A	-	/ T	/
O=Oscillator	M=MHz	AQO=Quartz oscillator 14=DIL 14	\pm ppm	5.0=5.0Volt 3.3=3.3Volt	A= 0°C ~ +70°C B= -10°C ~ +60°C C= -10°C ~ +70°C D= -20°C ~ +70°C E= -40°C ~ +85°C	blank = 15pF 30pF 50pF	T = Tristate	blank = Tray