

S10 RELAY

SHORI

◆ Features

- 40A switching use relay at ambient temperature of 80°C.
- Compatible fasten terminal arrangement with this kind of power relay.
- Standardized design for plug-in quick connect terminals.



◆ Coil Data [at 20°C]

Rated voltage (V)	Coil Resistance ±10% (Ω)	Rated Current ±10% (mA)	Pick up Voltage (Max)	Drop out Voltage (Min)	Max continuous Voltage	Power consumption At rated Voltage
12	80	150	75% of rated voltage	10% of rated voltage	150% Max of Rated voltage	Approx.1.8W
24	320	75				
36	720	50				

◆ Contact Rating

Resistive load	30A 12VDC, 40A 12VDC
----------------	----------------------

◆ Type List

Terminal style	Contact form	Designation (provided with)
PCB terminal	1A (SPNO)	S10-1A-C-12VDC
	1C(SPDT)	S10-1C-C-12VDC
	1A (SPNO)	S10-1A-C1-12VDC
	1C(SPDT)	S10-1C-C1-12VDC
	1A (SPNO)	S10-1A-C1S-D1-12VDC
	1C(SPDT)	S10-1C-C1S-D1-12VDC

◆ Ordering information

S10 - 1A - C - D1 -12VDC
 1 2 3 4 5

1.S10 -- Basic series designation

2.1A -- Single pole normally open

1B -- Single pole normally close

1C -- Single pole double throw

2A -- Single pole double make

2AU -- Single pole normally open

With 2 N.O. terminals.

5.12VDC -- Coil Voltage (12V~36V)

3. C -- Plastic dust cover

C1 -- Mounting ear on cover (plastic)

C1S -- C1 cover for steel bracket

4. Blank--Standard type

R1 --Coil parallel with 0.5W resistor 12VDC-680Ω 24VDC-2700Ω

R2 -- Coil parallel with 0.5W resistor 12VDC-820Ω 24VDC-3200Ω

D1 -- Coil parallel with diode IN4007 the Positive Pole “+”on #85 terminal

D2 --Coil parallel with diode IN4007 the Negative Pole “-”on #85 terminal

D3 -- Coil parallel with diode IN4004 the Positive Pole “+”on #85 terminal

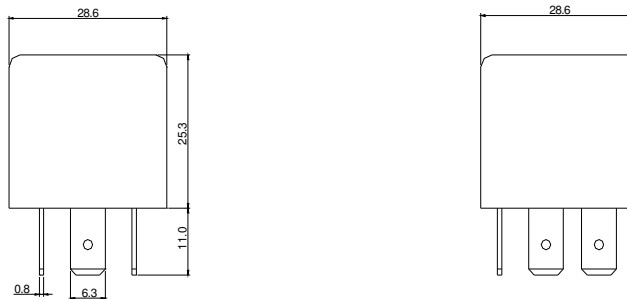
D4 --Coil parallel with diode IN4004 the Negative Pole “-”on #85 terminal

◆ Specification

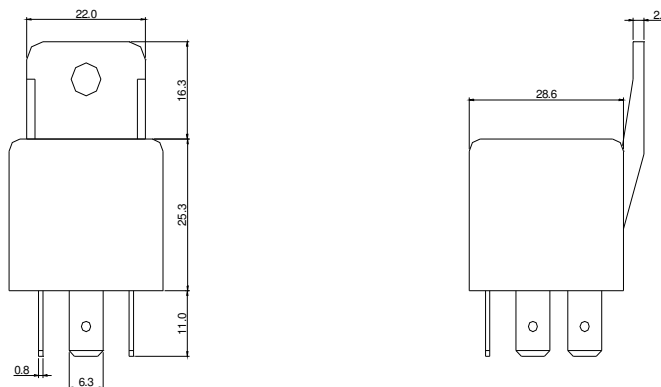
Contact material	Ag Alloy	
Contact resistance	100 mΩ Max	
Operate time	10 ms Max	
Release time	10 ms Max	
Insulation resistance	50 MΩ Min. (DC 500V)	
Dielectric strength	Between open contact : AC 500V ,50/60Hz 1 min.	
	Between contact and coil : AC 500V, 50/60Hz 1 min.	
Vibration resistance	Operating extremes	10~50Hz, amplitude 2 mm
	Damage limits	10~50Hz, amplitude 2 mm
Shock resistance	Operating extremes	5G
	Damage limits	100G
Life expectancy	Mechanical	10,000,000 operations (frequency 18,000 operations/hr)
	Electrical	100,000 operations (frequency 1,200 operations/hr)
Operating ambient temperature	-30~+85°C (no freezing)	
Weight	Approx.40g	

◆ Outline dimensions

➤ C Type



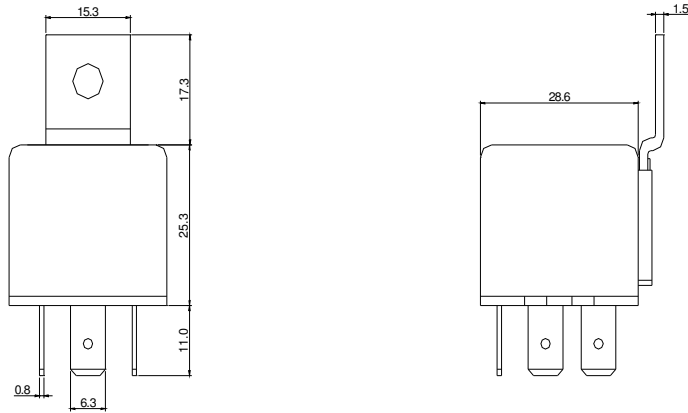
➤ C1 Type



S10 RELAY

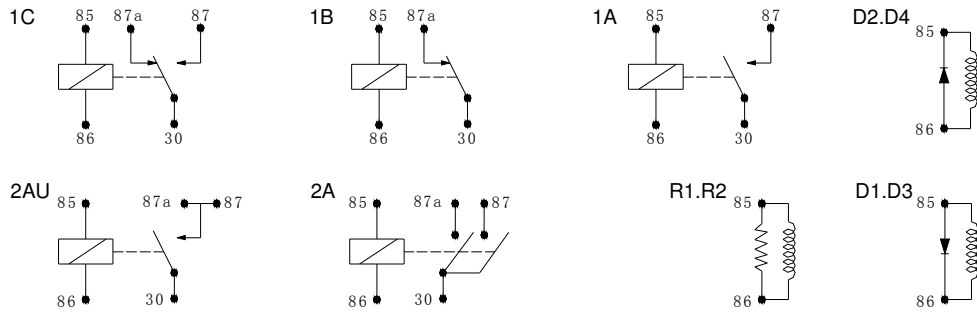
SHORI

➤ C1S type



◆ Wiring Diagram

BOTTOM VIEW



◆ PC BOARD LAYOUT

BOTTOM VIEW

