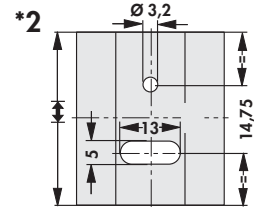
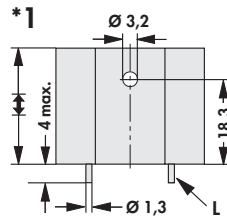
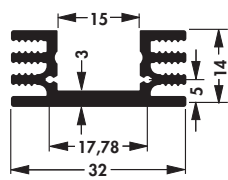
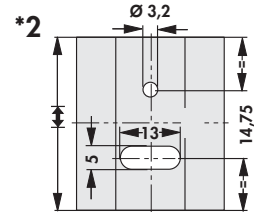
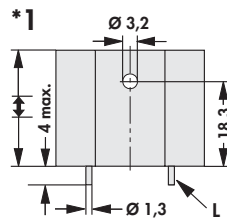
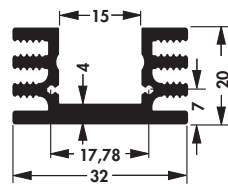


Extruded heatsinks for PCB mounting

- for semiconductor screw-mounting
- hole pattern is centered to the total length of the heatsink
- special lengths and drillings on request
- *1 = versions with solder pins; *2 = versions without solder pins
- L = solderable pins



art. no.	l [mm]	R _{th} [K/W]	ϕ	version
SK 75 25 STS TO 220	25.0	12.5	TO 220 / *1	with solder pins
SK 75 37,5 STS TO 220	37.5	10.0	TO 220 / *1	with solder pins
SK 75 50 STS TO 220	50.0	8.5	TO 220 / *1	with solder pins
SK 75 25	25.0	12.5	—	without solder pins
SK 75 25 TO 220	25.0	12.5	TO 220 / *2	without solder pins
SK 75 37,5	37.5	10.0	—	without solder pins
SK 75 37,5 TO 220	37.5	10.0	TO 220 / *2	without solder pins
SK 75 50	50.0	8.5	—	without solder pins
SK 75 50 TO 220	50.0	8.5	TO 220 / *2	without solder pins
SK 75 75	75.0	7.0	—	without solder pins
SK 75 1000	1000.0	—	—	without solder pins



art. no.	l [mm]	R _{th} [K/W]	ϕ	version
SK 76 25 STS TO 220	25.0	10.0	TO 220 / *1	with solder pins
SK 76 37,5 STS TO 220	37.5	8.0	TO 220 / *1	with solder pins
SK 76 50 STS TO 220	50.0	7.0	TO 220 / *1	with solder pins
SK 76 25	25.0	10.0	—	without solder pins
SK 76 25 TO 220	25.0	10.0	TO 220 / *2	without solder pins
SK 76 37,5	37.5	8.0	—	without solder pins
SK 76 37,5 TO 220	37.5	8.0	TO 220 / *2	without solder pins
SK 76 50	50.0	7.0	—	without solder pins
SK 76 50 TO 220	50.0	7.0	TO 220 / *2	without solder pins
SK 76 75	75.0	5.9	—	without solder pins
SK 76 1000	1000.0	—	—	without solder pins
surface:	black anodised			