

Fuseholders 5 x 20 mm



- ▶ 5 x 20mm fuses
- ▶ Finger grip or screwdriver slot knob options.
- ▶ Hand release and screwdriver release
- ▶ PC2 protection category
- ▶ Solder & 2.8mm terminals
- ▶ Raised or low profile bezels
- ▶ Snap in or threaded bushing mounting options
- ▶ Snap fit or screw to panel fixing

T 0332 RA ---
 TERMINAL BODY & CAP PANEL HOLE OPTIONS



6.3A 250Vac (max fuse rating*) T-55 to T+70 (ambient)
Maximum dissipation wattage: 1.5W



6.3A UL 94V2 UL file E92075 CSA file LR44770



RoHS compliant

These products comply with safety category PC2.
 *Users should be aware of the de-rating factors published by specialist manufacturers of fuses.

These fuseholders are fitted with combination (solder/2.8) mid-body terminals. It has not been possible to show both views here.



M520
Terminal Cover

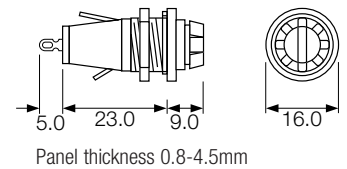


A0033 00
In-line 5 x 20 fuseholder
Extra low voltage 5A Max

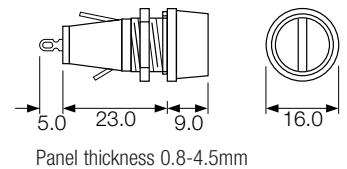
▶ TERMINAL	▶ BODY AND CAP	▶ PANEL HOLE
<p>T</p> <p>Solder</p>	<p>0332 Finger grip</p> <p></p>	<p>RA</p>
	<p>0333 Screwdriver release</p> <p></p>	
	<p>0340 Screwdriver release</p> <p></p>	<p>RD</p>
<p>B</p> <p>2.8 x 0.5</p>	<p>0341 Screwdriver release</p> <p></p>	

DIMENSIONS (mm)

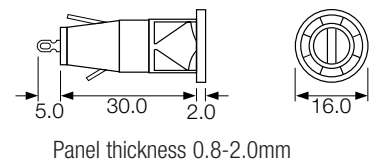
0332 (T terminal shown)



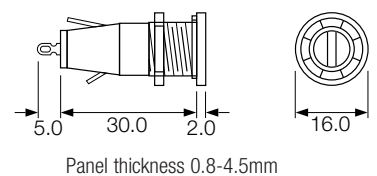
0333 (T terminal shown)



0340 (T terminal shown)



0341 (T terminal shown)



Fuseholders 6.3 x 32mm (1 1/4" x 1/4")



16A 250Vac (max fuse rating*) T-55 to T+70 (ambient)
Maximum dissipation wattage: 4W



16A UL 94V2 UL file E92075 CSA file LR44770

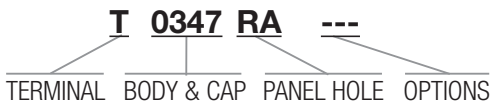
RoHS

RoHS compliant

These products comply with safety category PC2.
*Users should be aware of the de-rating factors published by specialist manufacturers of fuses.

Fuseholders with in-line termination have combination (4.8/6.3) terminals. It has not been possible to show both views here. Units with right angle terminals have user specified end terminals and combination mid-body terminals.

- ▶ 6.3 x 32mm fuses
- ▶ Screwdriver slot knob
- ▶ PC2 protection category
- ▶ 4.8, 6.3 and solder terminals
- ▶ Low profile bezel
- ▶ Snap in or threaded bushing mounting options



M873
Cover for C & T terminals

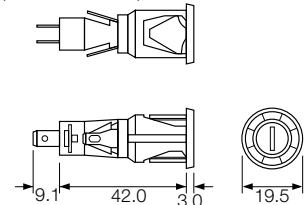


A0035 00
In-line 6.3 x 32 (1 1/4 x 1/4) fuseholder
Extra low voltage 5A Max

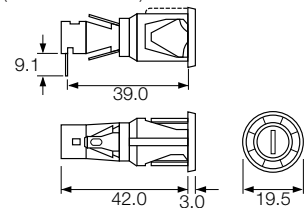
▶ TERMINAL	▶ BODY AND CAP	▶ PANEL HOLE
<p>C</p> <p>6.3 x 0.8</p>	<p>0345 (C terminal shown) Screwdriver release</p> <p></p>	<p>RA</p> <p>Panel thickness 0.8 - 2.0mm for snap fit 0.8 - 7.0mm for screw to panel fixing</p>
<p>D</p> <p>6.3 x 0.8 Right angle</p>	<p>0345 (D terminal shown) Screwdriver release</p> <p></p>	<p>RD</p> <p>Panel thickness 0.8 - 2.0mm for snap fit 0.8 - 7.0mm for screw to panel fixing</p>
<p>T</p> <p>4.8 x 0.8 Solder</p>	<p>0347 (T terminal shown) Screwdriver release</p> <p></p>	
<p>U</p> <p>4.8 x 0.8 Right angle solder</p>	<p>0347 (U terminal shown) Screwdriver release</p> <p></p>	

DIMENSIONS (mm)

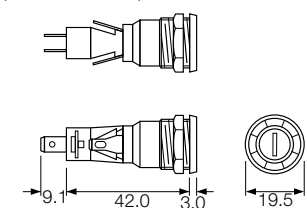
0345 (C terminal shown)



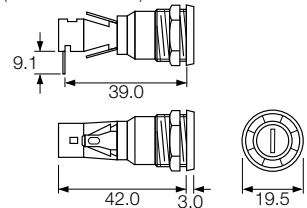
0345 (D terminal shown)



0347 (C terminal shown)



0347 (D terminal shown)



Optional metal fixing nut available for 0347