


*RoHS COMPLIANT



BOURNS®

Features

- High temperature plastic rotor
- Recommended for reflow processing
- Rotor design compatible with pick and place and automatic adjustment equipment
- Supplied in 8 mm embossed tape, compatible with automatic assembly equipment

Features

- Cermet element
- RoHS compliant* - see [processing information](#) on lead free surface mount trimmers

TC03 - Trimming Potentiometer

Electrical Characteristics

Standard Resistance Range100 to 1 megohm
 (see standard resistance table)
 Resistance Tolerance±25 % std.
 Absolute Minimum Resistance
 ≤ 1K Ohms20 ohms max.
 >1K Ohms2 % max. of TR
 Contact Resistance Variation
5 % max.
 ResolutionInfinite
 Adjustment Angle270 ° ±20 °

Environmental Characteristics

Power Rating (50 VDC max.)
 70 °C0.10 watt
 Temperature Range-40 °C to +85 °C
 Temperature Coefficient±250 ppm/°C
 Humidity95 %RH
 500 hours
 TRS max.±5 %
 Load Life
@ 70 °C rated power 500 hours
 TRS ±5 %
 Rotational Cycling20 turns
 TRS ±15 %

Physical Characteristics

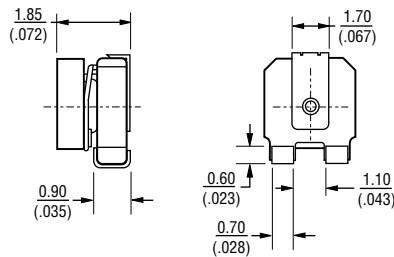
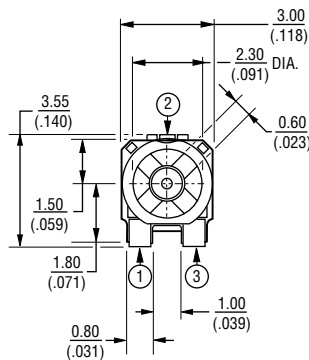
Torque20-200 g-cm max.
 Mechanical AngleContinuous
 MarkingPart marking code
 Standard Packaging
2000 pcs./7 " reel

How To Order

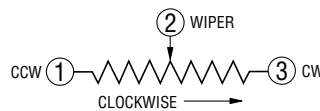
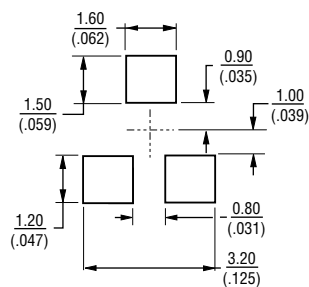
TC03 X - 2 - 103 E

Model _____
 Style _____
 Orientation of Parts
 In Tape:
 Style X: Terminals Away
 From Sprocket
 Holes
 Standard or Modified
 Product Indicator _____
 -2 = Cross Slot Rotor (Std. Product)
 Resistance Code _____
 Embossed Tape Designator _____
 Consult factory for other available options.

TC03X-2 3mm Open Frame for Reflow Soldering 3-Terminal



SUGGESTED PWB LAYOUT



DIMENSIONS ARE: $\frac{\text{MM}}{\text{(INCHES)}}$

Standard Resistance Table

Resistance (Ohms)	Part Marking Code	Resistance Code
100	12	101
200	22	201
500	52	501
1,000	13	102
2,000	23	202
5,000	53	502
10,000	14	103
20,000	24	203
50,000	54	503
100,000	15	104
200,000	25	204
500,000	55	504
1,000,000	16	105

Popular distribution resistance values listed in boldface. Special resistances available.