


W92 Combination DIN and Flange Mount Power Relay/DPST-NO and DPDT 30 Amp Rating (DC and AC)



General Specifications

(UL 508)

Contact Characteristics		Units	Single Throw W92S7	Double Throw W92S11
Number and type of Contacts			DPST-NO	DPDT-NO
Contact materials			Silver Alloy	Silver Alloy
Thermal (Carrying) Current		A	30	30
Maximum Switching Voltage		V	300V	300V
Switching Current @ Voltage	~	Resistive	30A @ 277V 50/60Hz	30A @ 277V 50/60Hz
			20A @ 28V	20A @ 28V
		HP	3 @ 240V 50/60Hz	3 @ 240V 50/60Hz
			1 @ 120V 50/60Hz	1 @ 120V 50/60Hz
		Pilot Duty	720 VA	720 VA
Minimum Switching Requirement	Minimum	mA	500 @ 12 VAC/VDC	500mA @ 12 VAC/VDC
Coil Characteristics				
Voltage Range	~	V	12...240	12...240
		V	6...110	6...110
Operating Range	% of Nominal	~	80% to 120%	80% to 120%
			75% to 120%	75% to 120%
Average consumption	~	VA	4	4
		W	1.7	1.7
Drop-out voltage threshold	~	~	10%	10%
			10%	10%
Performance Characteristics				
Electrical Life (UL 508)	Operations @ Rated Current	(Resistive)	100,000	100,000
Mechanical Life	Unpowered		5,000,000	5,000,000
Operating time (response time)		ms	15	15
Dielectric	Between coil and contact	~	4000	4000
	Between poles	~	2000	2000
	Between contacts	~	1500	1500
Environment				
Product certifications	Standard version		UL, CE, CSA	UL, CE, CSA
Ambient air temperature around the device	Storage	°C	-40...+85	-40...+85
	Operation	°C	-40...+55	-40...+55
Vibration resistance	Operational	g-n	3, 10-55Hz	3, 10-55Hz
Shock resistance		g-n	10	10
Weight		grams	86	86

Part Number Builder

W92	S	7	D	22D	-12
Series	Cover	Configuration	Current Type	Mounting	Voltage
W92	S = Sealed dust cover	7 = DPST-NO 11 = DPDT	A = AC D = DC	22D = DIN rail mount cover	Coil Voltage

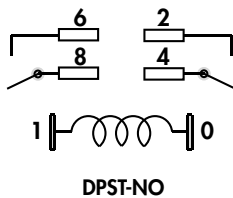
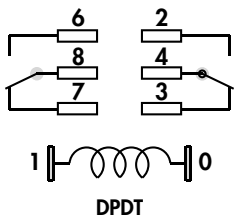


Standard Part Numbers

BOLD-FACED PART NUMBERS ARE NORMALLY STOCKED

Nominal Input Voltage	Coil Resistance (OHMS)	DIN Part Number	Supersedes Part Number	Contact Configuration
24 VAC, 50/60 Hz	250 Ω	W92S7A22D-24	W92S7A22-24	DPST-NO
120 VAC, 50/60 Hz	1600 Ω	W92S7A22D-120	W92S7A22-120	DPST-NO
240 VAC, 50/60 Hz	6500 Ω	W92S7A22D-240	W92S7A22-240	DPST-NO
24 VAC, 50/60 Hz	250 Ω	W92S11A22D-24	W92S11A22-24	DPDT
120 VAC, 50/60 Hz	1600 Ω	W92S11A22D-120	W92S11A22-120	DPDT
240 VAC, 50/60 Hz	6500 Ω	W92S11A22D-240	W92S11A22-240	DPDT
12 VDC	86 Ω	W92S7D22D-12	W92S7D22-12	DPST-NO
24 VDC	350 Ω	W92S7D22D-24	W92S7D22-24	DPST-NO
110/125 VDC	7255 Ω	W92S7D22D-110	W92S7D22-110	DPST-NO
12 VDC	86 Ω	W92S11D22D-12	W92S11D22-12	DPDT
24 VDC	1600 Ω	W92S11D22D-24	W92S11D22-24	DPDT
110/125 VDC	6500 Ω	W92S11D22D-110	W92S11D22-110	DPDT

WIRING DIAGRAMS



ONLY NECESSARY TERMINALS ARE PRESENT ON SINGLE THROW STYLES

